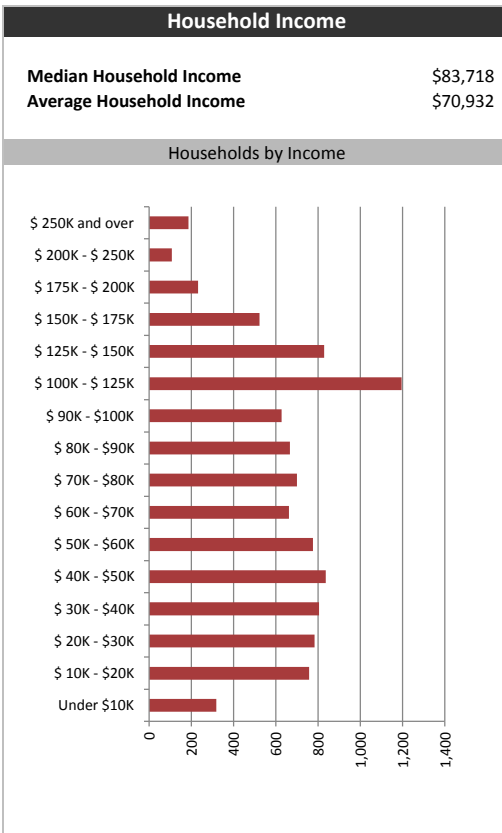
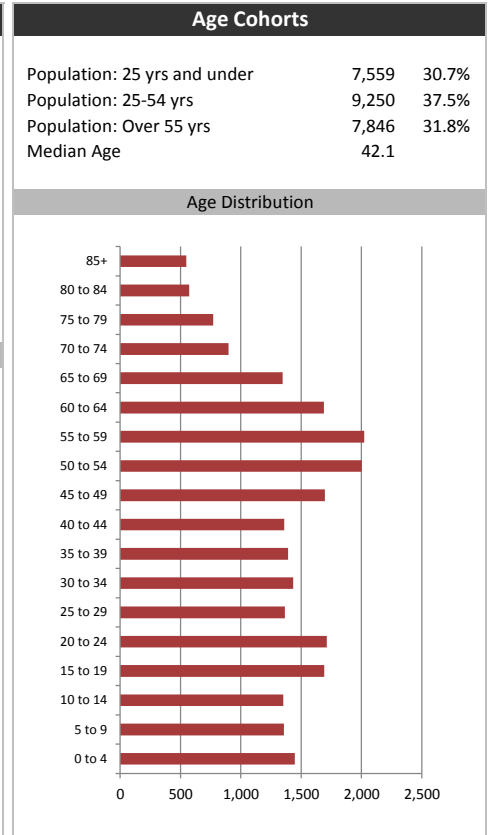


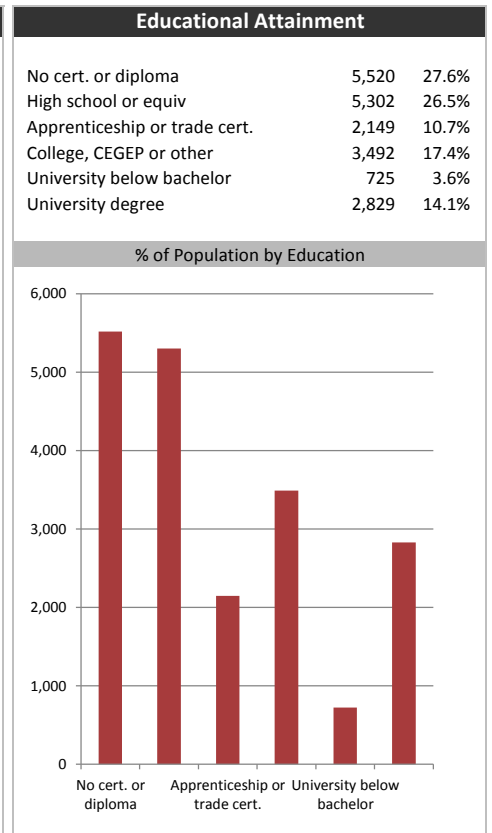
Market Information		
Average Household Spending / Yr		
Mortgage payments	\$	5,472
Cell Phone and Internet	\$	967
Home Renovations	\$	3,060
Retirement & pension fund payments	\$	3,247
Lotteries	\$	173
Health Insurance	\$	855
Household appliances	\$	536
Furnishings	\$	38
Computer hardware	\$	351
Auto/Truck Purchase	\$	4,602
Auto/Truck Rental or Lease	\$	713
Air Travel	\$	509
Age of Home Owners		
15 to 24 years	381	3.8%
25 to 34 years	1,365	13.6%
35 to 44 years	1,432	14.3%
45 to 54 years	1,980	19.8%
55 to 64 years	2,183	21.8%
65 to 74 years	1,419	14.2%
75 years or over	1,248	12.5%

Population & Household Summary	
Total Population	24,655
Population Growth 2009-2014	9.7%
Population Growth 2014-2019	2.7%
Total Households	10,009
Household Growth 2009-2014	9.2%
Household Growth 2014-2019	5.5%
% of Households with Children	40.8%
% of Households - Married w/ Kids	27.0%
% of Households - Single Parent	13.8%
% of Households by Household Size	

Household Size	Percentage
1	28.0%
2	36.5%
3	14.5%
4-5	18.0%
6+	3.0%



Visible Minorities & Language	
Population by Visible Minority	
Chinese	0.2%
South Asian	0.2%
Black	0.1%
Filipino	0.4%
Latin American	0.1%
Southeast Asian	0.0%
Arab	0.0%
West Asian	0.0%
Korean	0.0%
Japanese	0.1%
Visible minority, n.i.e.	0.0%
Multiple visible minorities	0.0%
Population by Mother Tongue	
Single Responses	99.3%
English	87.4%
French	2.2%
Non-Official languages	9.7%
Multiple responses	0.9%



### Map

