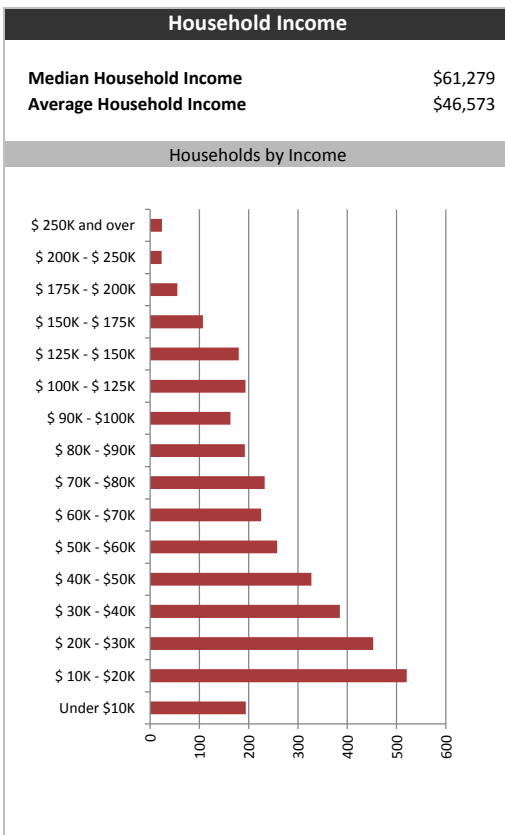
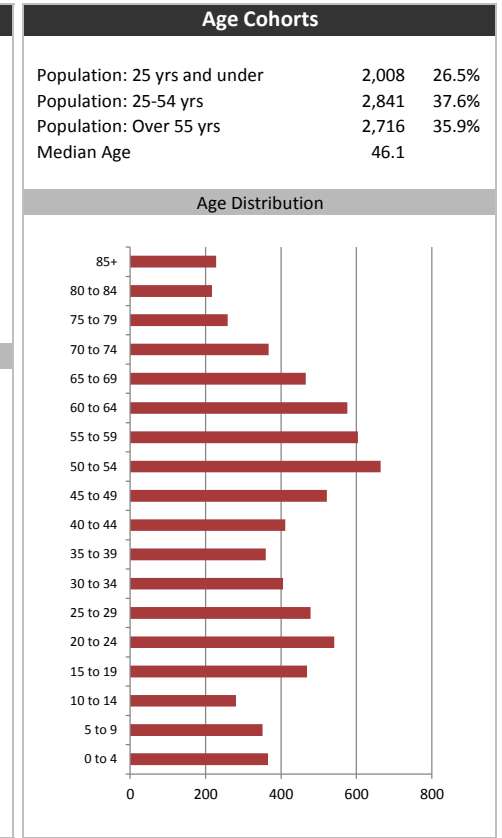




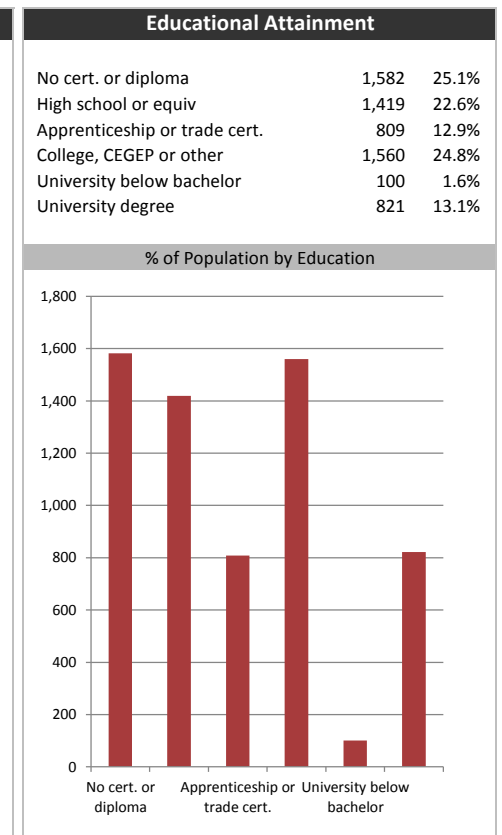
Market Information		
Average Household Spending / Yr		
Mortgage payments	\$	3,546
Cell Phone and Internet	\$	827
Home Renovations	\$	2,697
Retirement & pension fund payments	\$	2,304
Lotteries	\$	159
Health Insurance	\$	631
Household appliances	\$	378
Furnishings	\$	27
Computer hardware	\$	307
Auto/Truck Purchase	\$	3,333
Auto/Truck Rental or Lease	\$	431
Air Travel	\$	359
Age of Home Owners		
15 to 24 years	166	4.7%
25 to 34 years	492	13.9%
35 to 44 years	466	13.2%
45 to 54 years	741	21.0%
55 to 64 years	674	19.0%
65 to 74 years	552	15.6%
75 years or over	445	12.6%

Population & Household Summary	
Total Population	7,565
Population Growth 2009-2014	-0.4%
Population Growth 2014-2019	-2.1%
Total Households	3,536
Household Growth 2009-2014	-0.2%
Household Growth 2014-2019	-0.1%
% of Households with Children	33.2%
% of Households - Married w/ Kids	21.1%
% of Households - Single Parent	12.1%
% of Households by Household Size	

Household Size	% of Households
1	38.5%
2	34.5%
3	13.5%
4-5	12.0%
6+	1.5%



Visible Minorities & Language	
Population by Visible Minority	
Chinese	0.4%
South Asian	0.1%
Black	0.9%
Filipino	0.1%
Latin American	0.1%
Southeast Asian	0.0%
Arab	0.0%
West Asian	0.0%
Korean	0.0%
Japanese	0.0%
Visible minority, n.i.e.	0.0%
Multiple visible minorities	0.2%
Population by Mother Tongue	
Single Responses	99.7%
English	79.3%
French	15.9%
Non-Official languages	4.5%
Multiple responses	1.2%



Map

