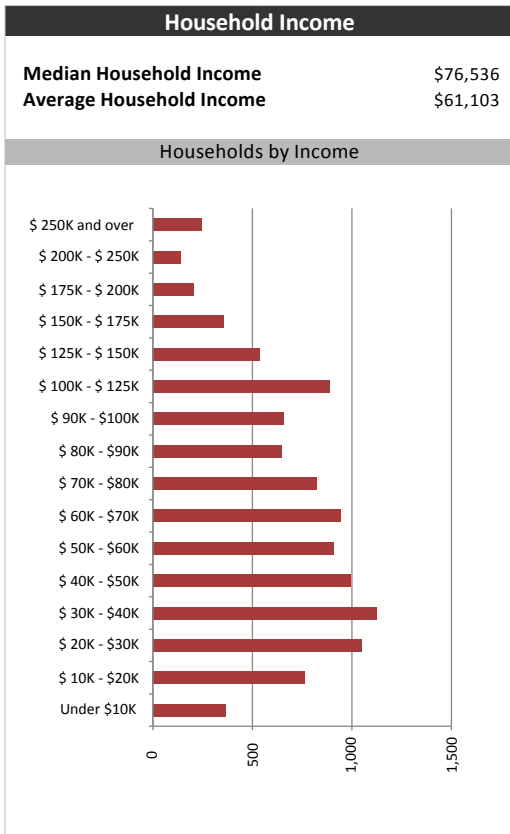
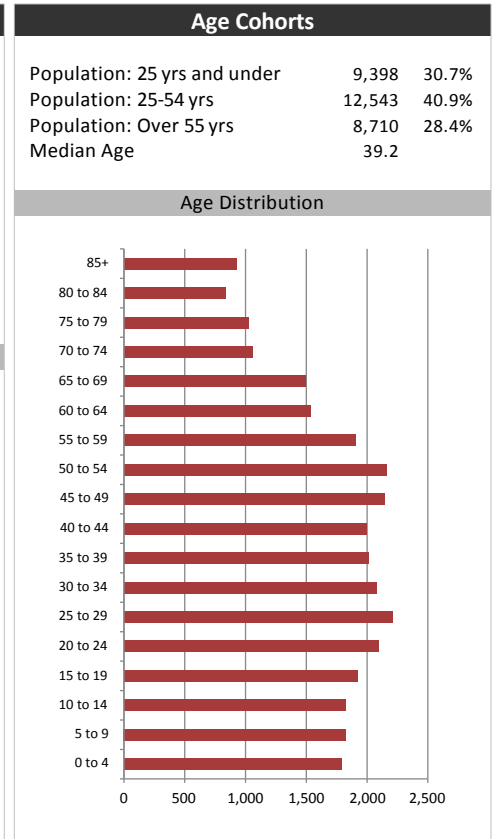
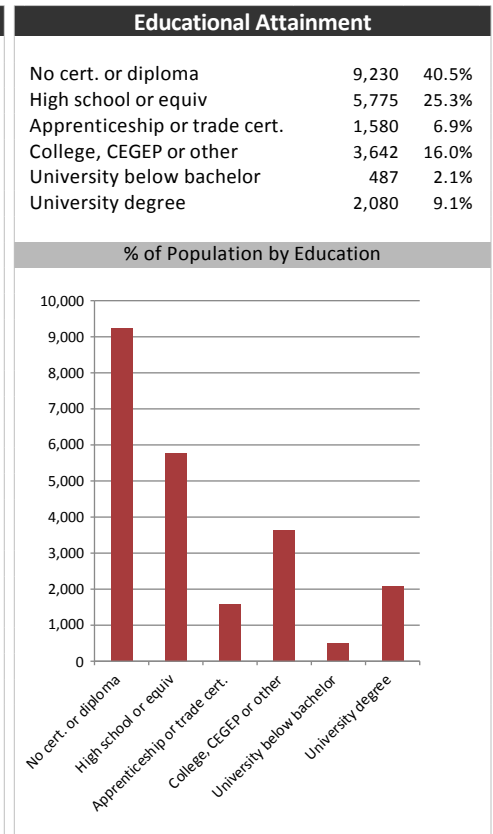


Market Information		
Average Household Spending / Yr		
Mortgage payments	\$	5,239
Cell Phone and Internet	\$	877
Home Renovations	\$	2,337
Retirement & pension fund payments	\$	2,924
Lotteries	\$	162
Health Insurance	\$	577
Household appliances	\$	400
Furnishings	\$	31
Computer hardware	\$	283
Auto/Truck Purchase	\$	3,693
Auto/Truck Rental or Lease	\$	782
Air Travel	\$	469
Age of Home Owners		
15 to 24 years	285	2.7%
25 to 34 years	1,474	14.0%
35 to 44 years	1,677	15.9%
45 to 54 years	2,211	21.0%
55 to 64 years	1,891	18.0%
65 to 74 years	1,452	13.8%
75 years or over	1,542	14.6%

Population & Household Summary	
Total Population	30,650
Population Growth 2009-2014	1.1%
Population Growth 2014-2019	2.4%
Total Households	10,532
Household Growth 2009-2014	3.0%
Household Growth 2014-2019	6.2%
% of Households with Children	46.4%
% of Households - Married w/ Kids	34.9%
% of Households - Single Parent	11.5%
% of Households by Household Size	



Visible Minorities & Language	
Population by Visible Minority	
Chinese	0.5%
South Asian	0.4%
Black	0.9%
Filipino	0.5%
Latin American	3.3%
Southeast Asian	1.2%
Arab	2.8%
West Asian	0.1%
Korean	0.0%
Japanese	0.1%
Visible minority, n.i.e.	0.2%
Multiple visible minorities	0.2%
Population by Mother Tongue	
Single Responses	98.4%
English	61.4%
French	1.4%
Non-Official languages	35.6%
Multiple responses	2.3%



Leamington Southpoint Sun

Distribution Map

Map

