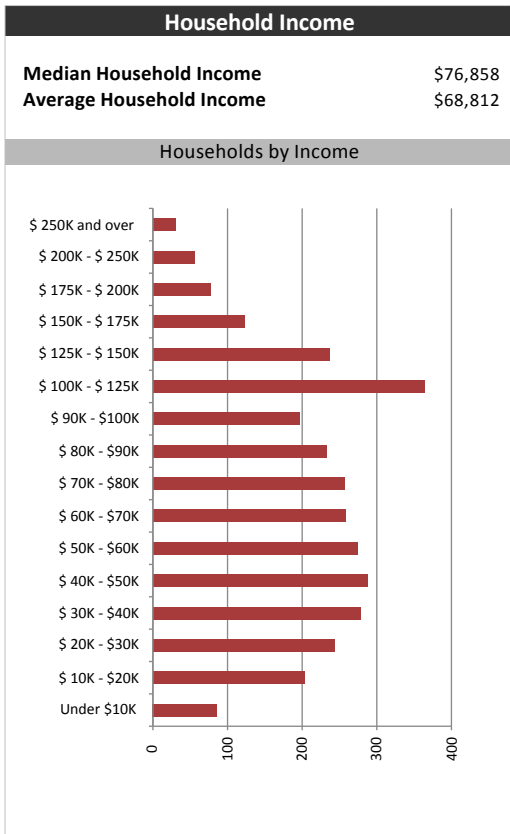
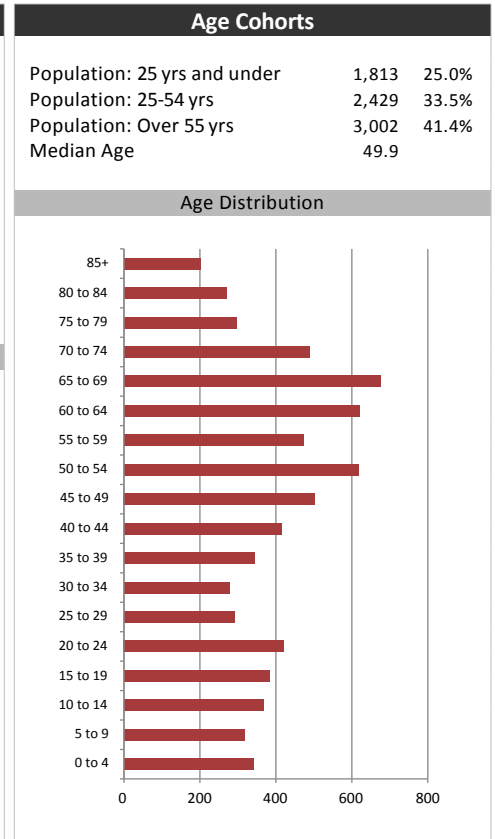
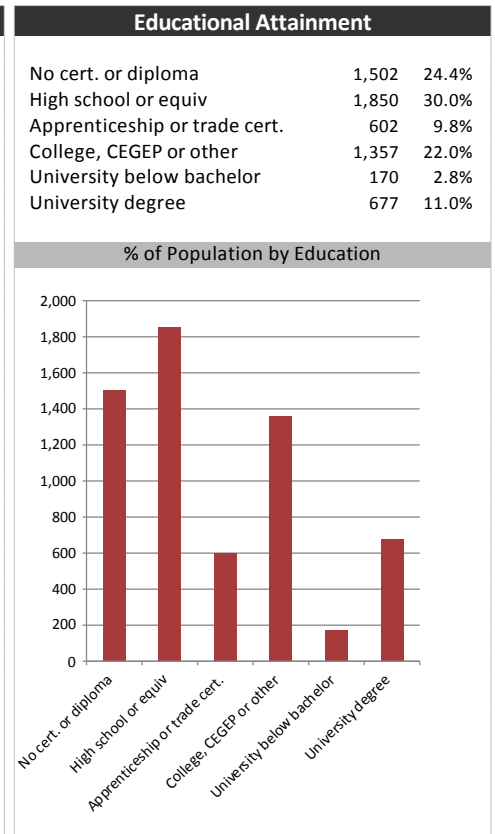


Market Information		
Average Household Spending / Yr		
Mortgage payments	\$	5,147
Cell Phone and Internet	\$	916
Home Renovations	\$	2,120
Retirement & pension fund payments	\$	2,836
Lotteries	\$	172
Health Insurance	\$	550
Household appliances	\$	450
Furnishings	\$	34
Computer hardware	\$	309
Auto/Truck Purchase	\$	3,549
Auto/Truck Rental or Lease	\$	857
Air Travel	\$	336
Age of Home Owners		
15 to 24 years	51	1.6%
25 to 34 years	241	7.6%
35 to 44 years	400	12.6%
45 to 54 years	661	20.8%
55 to 64 years	593	18.7%
65 to 74 years	737	23.2%
75 years or over	491	15.5%

Population & Household Summary	
Total Population	7,244
Population Growth 2009-2014	2.1%
Population Growth 2014-2019	0.1%
Total Households	3,174
Household Growth 2009-2014	8.3%
Household Growth 2014-2019	5.3%
% of Households with Children	35.0%
% of Households - Married w/ Kids	24.6%
% of Households - Single Parent	10.4%
% of Households by Household Size	



Visible Minorities & Language	
Population by Visible Minority	
Chinese	0.4%
South Asian	0.4%
Black	0.1%
Filipino	0.0%
Latin American	0.0%
Southeast Asian	0.0%
Arab	0.0%
West Asian	0.0%
Korean	0.0%
Japanese	0.0%
Visible minority, n.i.e.	0.0%
Multiple visible minorities	0.1%
Population by Mother Tongue	
Single Responses	98.1%
English	90.0%
French	4.5%
Non-Official languages	3.5%
Multiple responses	0.6%



Map

