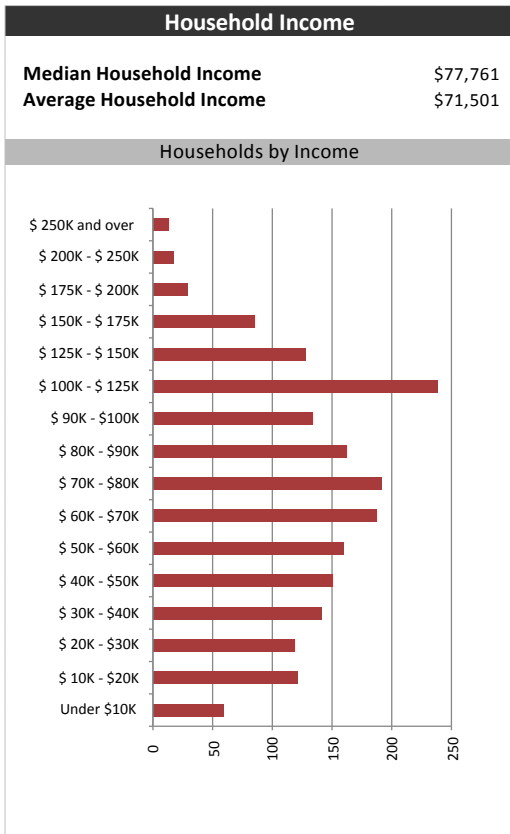
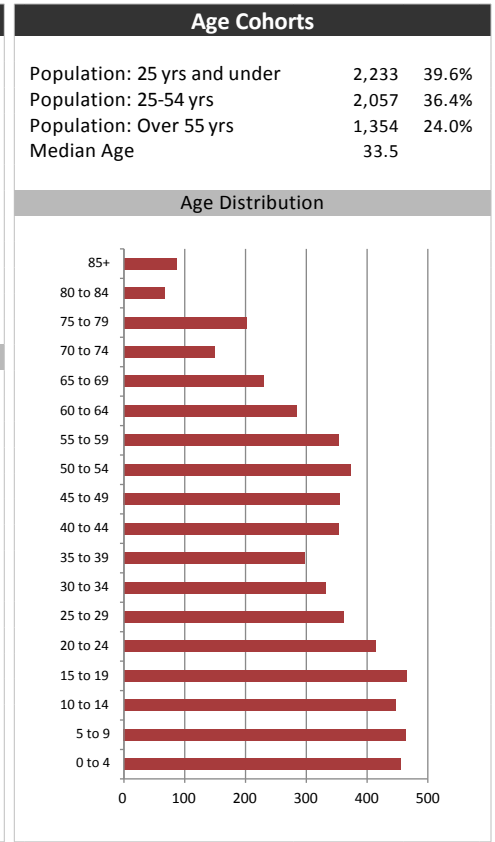
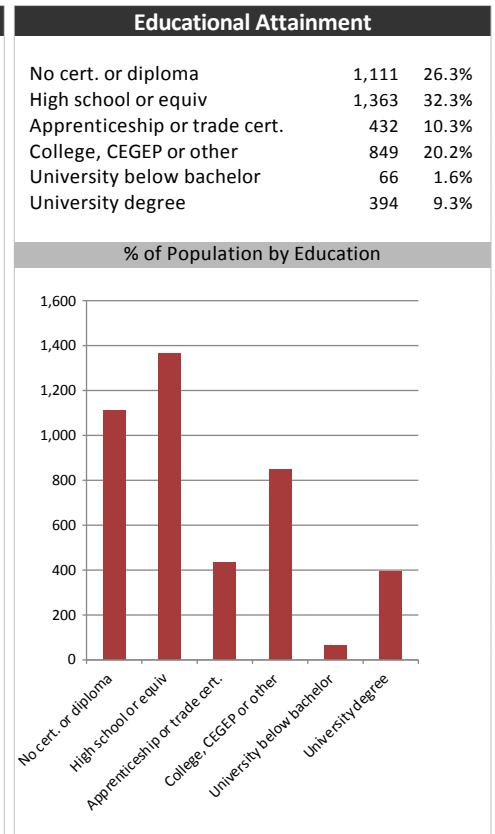


Market Information		
Average Household Spending / Yr		
Mortgage payments	\$	5,220
Cell Phone and Internet	\$	902
Home Renovations	\$	1,804
Retirement & pension fund payments	\$	3,036
Lotteries	\$	144
Health Insurance	\$	562
Household appliances	\$	452
Furnishings	\$	28
Computer hardware	\$	237
Auto/Truck Purchase	\$	3,538
Auto/Truck Rental or Lease	\$	954
Air Travel	\$	379
Age of Home Owners		
15 to 24 years	56	2.9%
25 to 34 years	297	15.5%
35 to 44 years	337	17.6%
45 to 54 years	372	19.4%
55 to 64 years	345	18.0%
65 to 74 years	244	12.7%
75 years or over	265	13.8%

Population & Household Summary	
Total Population	5,643
Population Growth 2009-2014	6.9%
Population Growth 2014-2019	6.2%
Total Households	1,916
Household Growth 2009-2014	9.5%
Household Growth 2014-2019	8.5%
% of Households with Children	52.0%
% of Households - Married w/ Kids	43.2%
% of Households - Single Parent	8.8%
% of Households by Household Size	



Visible Minorities & Language	
Population by Visible Minority	
Chinese	0.0%
South Asian	0.0%
Black	0.2%
Filipino	0.1%
Latin American	0.2%
Southeast Asian	0.1%
Arab	0.0%
West Asian	0.0%
Korean	0.0%
Japanese	0.0%
Visible minority, n.i.e.	0.0%
Multiple visible minorities	0.0%
Population by Mother Tongue	
Single Responses	100.0%
English	84.4%
French	0.5%
Non-Official languages	15.1%
Multiple responses	0.9%



### Map

