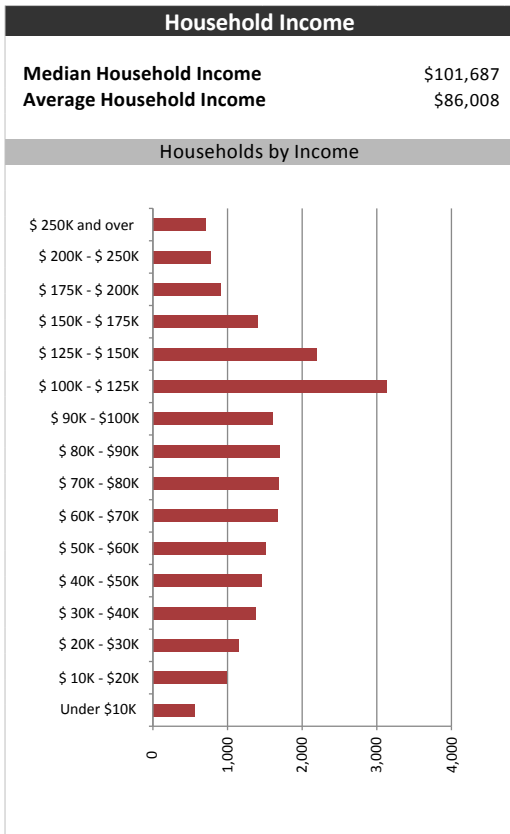
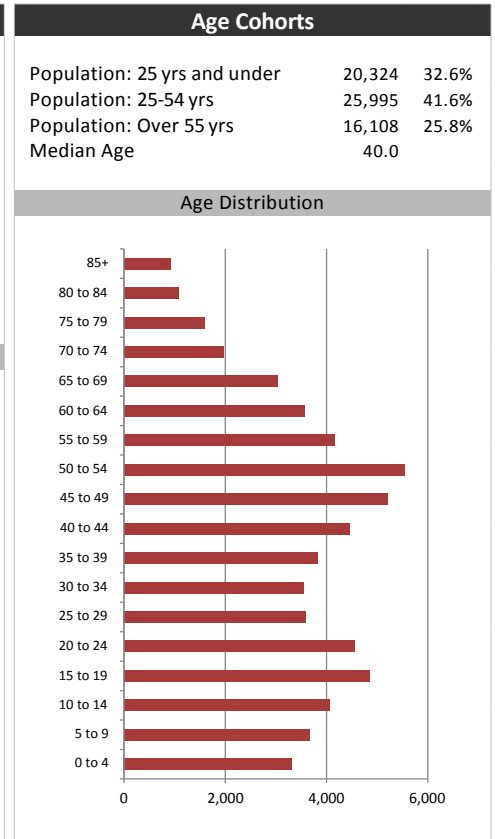
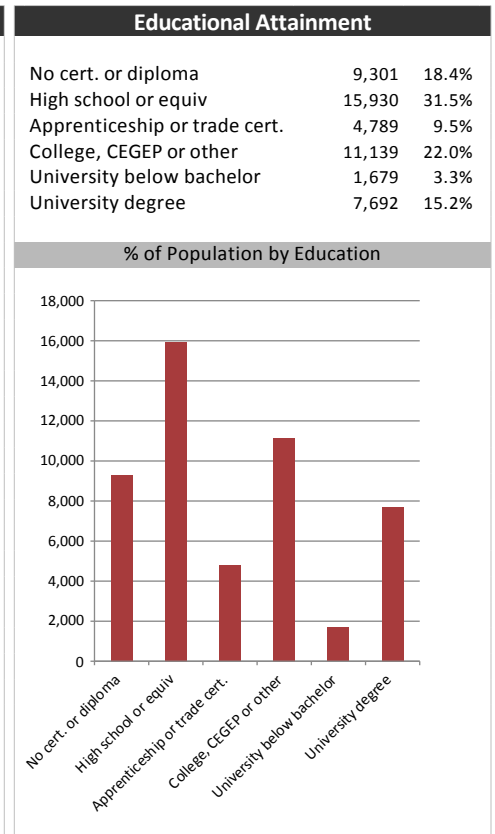


Market Information		
Average Household Spending / Yr		
Mortgage payments	\$	9,055
Cell Phone and Internet	\$	1,000
Home Renovations	\$	3,307
Retirement & pension fund payments	\$	3,929
Lotteries	\$	181
Health Insurance	\$	595
Household appliances	\$	559
Furnishings	\$	41
Computer hardware	\$	377
Auto/Truck Purchase	\$	4,315
Auto/Truck Rental or Lease	\$	1,037
Air Travel	\$	646
Age of Home Owners		
15 to 24 years	335	1.5%
25 to 34 years	2,794	12.4%
35 to 44 years	4,279	19.0%
45 to 54 years	5,884	26.1%
55 to 64 years	4,354	19.4%
65 to 74 years	2,915	13.0%
75 years or over	1,940	8.6%

Population & Household Summary	
Total Population	62,428
Population Growth 2009-2014	4.2%
Population Growth 2014-2019	6.8%
Total Households	22,501
Household Growth 2009-2014	8.0%
Household Growth 2014-2019	12.3%
% of Households with Children	50.9%
% of Households - Married w/ Kids	39.5%
% of Households - Single Parent	11.4%
% of Households by Household Size	



Visible Minorities & Language	
Population by Visible Minority	
Chinese	0.3%
South Asian	1.0%
Black	1.4%
Filipino	0.3%
Latin American	0.4%
Southeast Asian	0.2%
Arab	0.1%
West Asian	0.1%
Korean	0.1%
Japanese	0.1%
Visible minority, n.i.e.	0.4%
Multiple visible minorities	0.1%
Population by Mother Tongue	
Single Responses	99.4%
English	90.9%
French	1.0%
Non-Official languages	7.5%
Multiple responses	0.7%



Map

