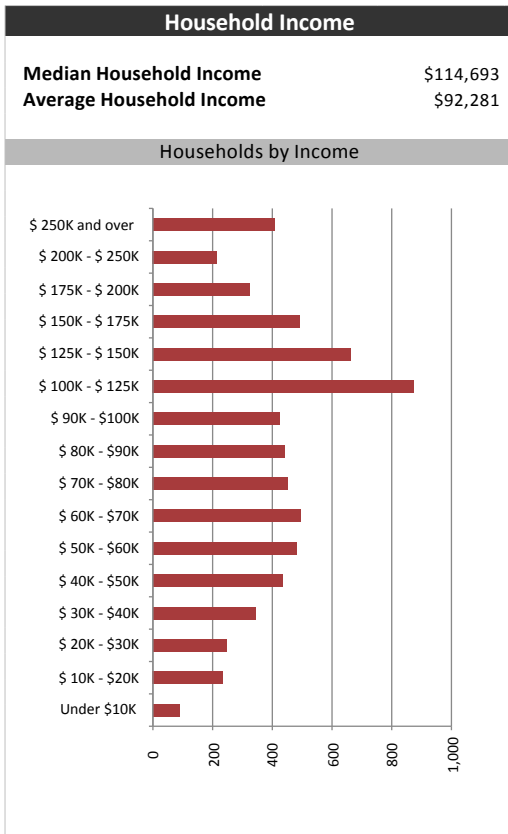
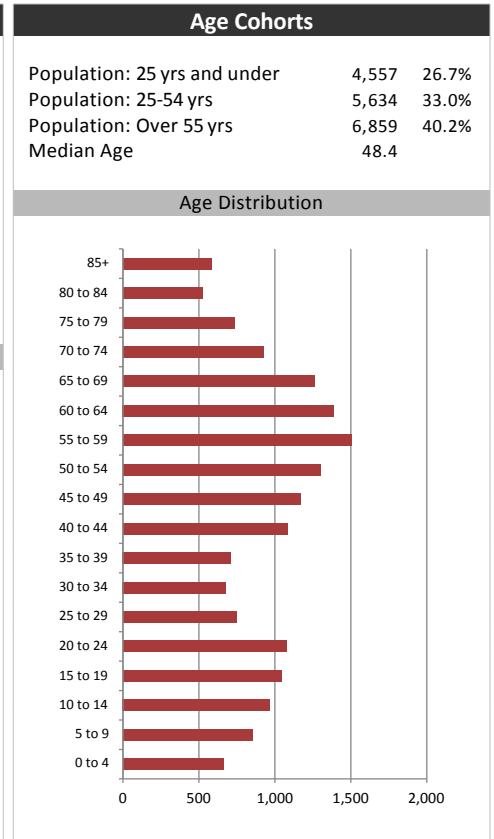
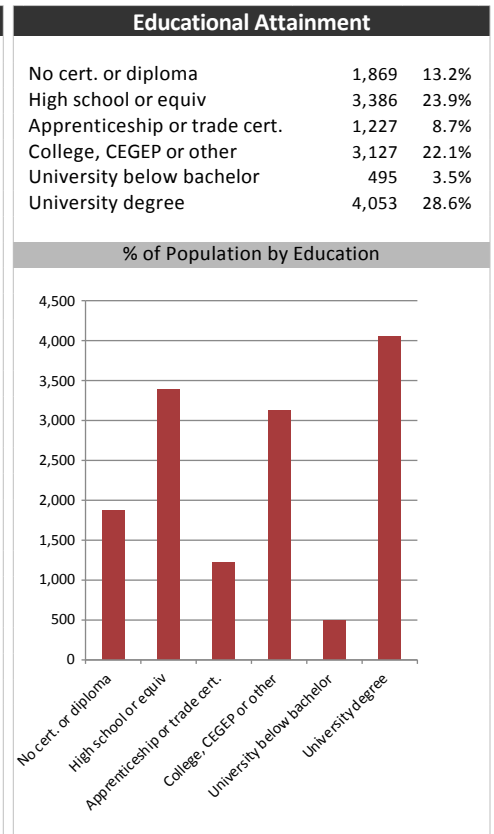


Market Information		
Average Household Spending / Yr		
Mortgage payments	\$	8,732
Cell Phone and Internet	\$	1,054
Home Renovations	\$	4,113
Retirement & pension fund payments	\$	4,543
Lotteries	\$	204
Health Insurance	\$	696
Household appliances	\$	576
Furnishings	\$	72
Computer hardware	\$	411
Auto/Truck Purchase	\$	4,159
Auto/Truck Rental or Lease	\$	1,168
Air Travel	\$	728
Age of Home Owners		
15 to 24 years	87	1.3%
25 to 34 years	539	8.2%
35 to 44 years	823	12.6%
45 to 54 years	1,260	19.3%
55 to 64 years	1,569	24.0%
65 to 74 years	1,260	19.3%
75 years or over	1,005	15.4%

Population & Household Summary	
Total Population	17,050
Population Growth 2009-2014	4.0%
Population Growth 2014-2019	4.5%
Total Households	6,543
Household Growth 2009-2014	8.2%
Household Growth 2014-2019	10.8%
% of Households with Children	41.4%
% of Households - Married w/ Kids	34.0%
% of Households - Single Parent	7.3%
% of Households by Household Size	



Visible Minorities & Language	
Population by Visible Minority	
Chinese	0.2%
South Asian	1.3%
Black	0.6%
Filipino	0.3%
Latin American	0.3%
Southeast Asian	0.2%
Arab	0.2%
West Asian	0.0%
Korean	0.3%
Japanese	0.0%
Visible minority, n.i.e.	0.0%
Multiple visible minorities	0.0%
Population by Mother Tongue	
Single Responses	99.3%
English	86.1%
French	2.8%
Non-Official languages	10.5%
Multiple responses	0.8%



Map

