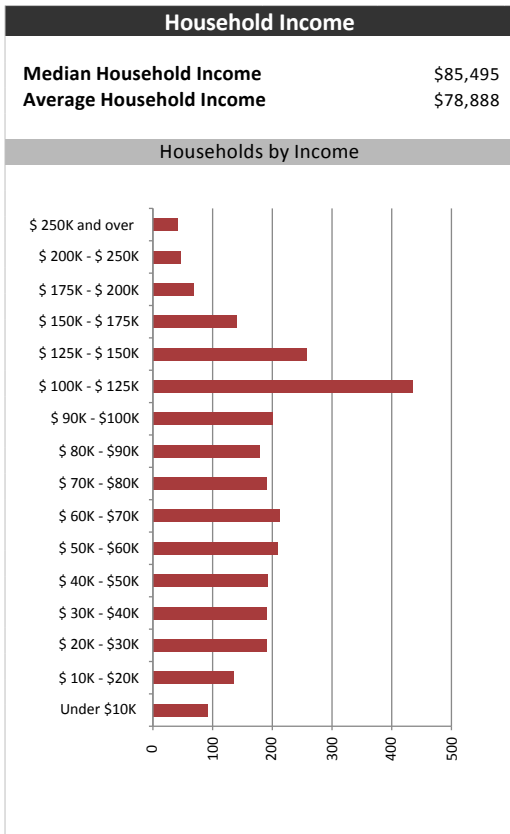
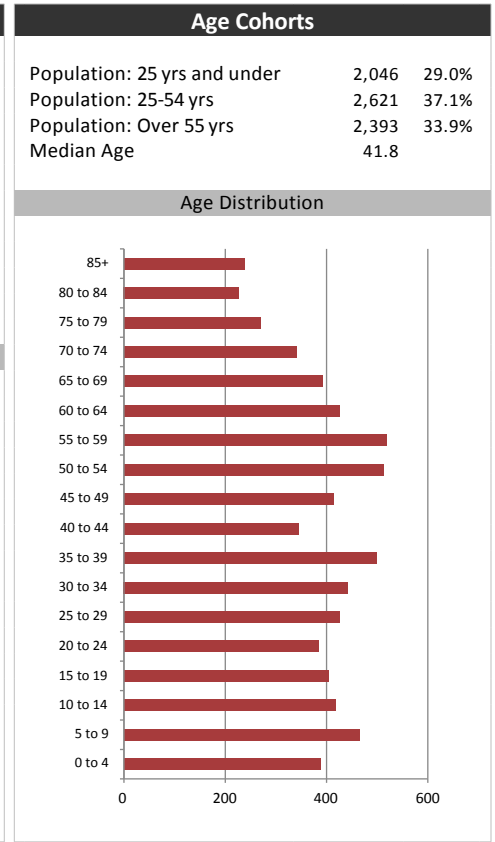
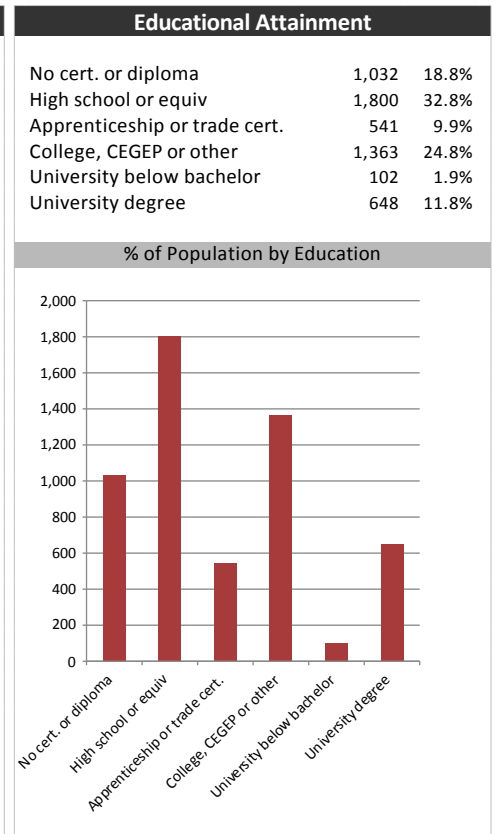


Market Information		
Average Household Spending / Yr		
Mortgage payments	\$	6,058
Cell Phone and Internet	\$	972
Home Renovations	\$	2,144
Retirement & pension fund payments	\$	3,349
Lotteries	\$	182
Health Insurance	\$	549
Household appliances	\$	497
Furnishings	\$	41
Computer hardware	\$	327
Auto/Truck Purchase	\$	3,696
Auto/Truck Rental or Lease	\$	1,013
Air Travel	\$	409
Age of Home Owners		
15 to 24 years	59	2.1%
25 to 34 years	375	13.7%
35 to 44 years	435	15.9%
45 to 54 years	496	18.1%
55 to 64 years	509	18.6%
65 to 74 years	453	16.5%
75 years or over	415	15.1%

Population & Household Summary	
Total Population	7,060
Population Growth 2009-2014	3.3%
Population Growth 2014-2019	1.2%
Total Households	2,740
Household Growth 2009-2014	6.0%
Household Growth 2014-2019	5.2%
% of Households with Children	43.0%
% of Households - Married w/ Kids	33.6%
% of Households - Single Parent	9.4%
% of Households by Household Size	



Visible Minorities & Language	
Population by Visible Minority	
Chinese	0.2%
South Asian	0.1%
Black	0.3%
Filipino	0.0%
Latin American	0.1%
Southeast Asian	0.0%
Arab	0.0%
West Asian	0.0%
Korean	0.1%
Japanese	0.0%
Visible minority, n.i.e.	0.0%
Multiple visible minorities	0.0%
Population by Mother Tongue	
Single Responses	99.4%
English	94.2%
French	1.7%
Non-Official languages	3.5%
Multiple responses	0.5%



Petrolia Topic

Distribution Map

Map

