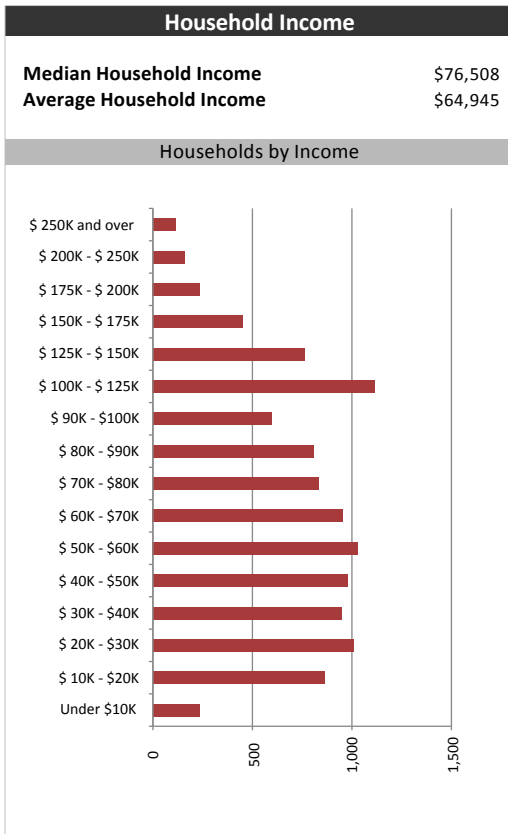
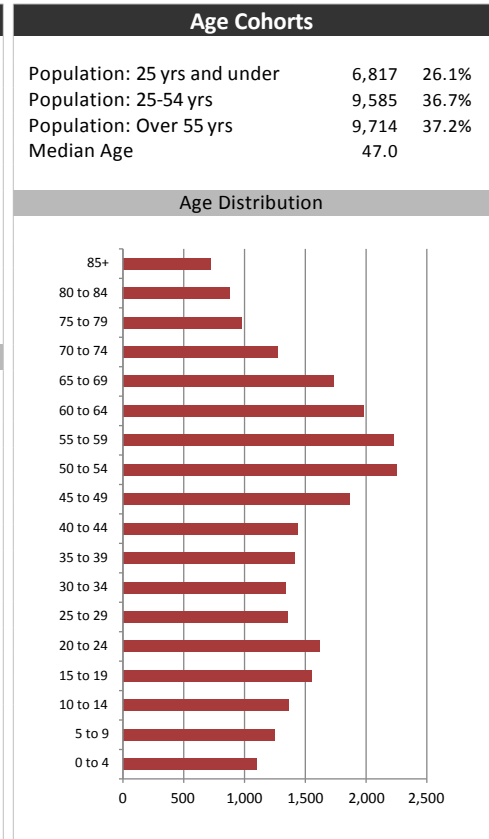
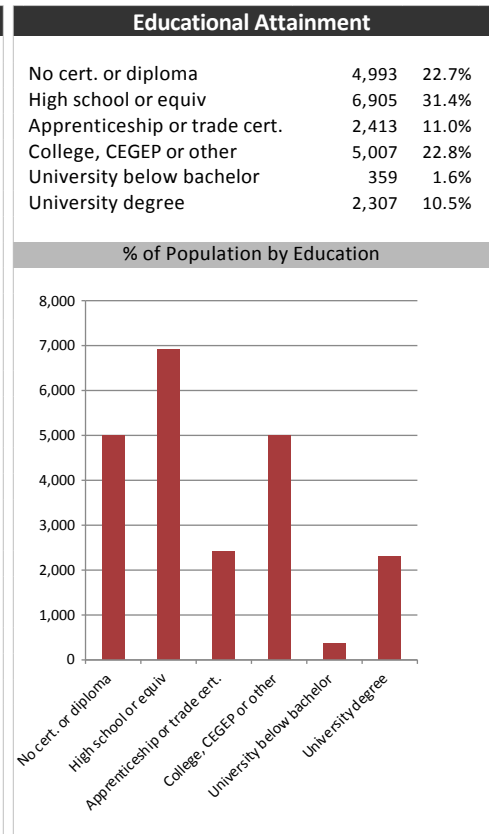


Market Information		
Average Household Spending / Yr		
Mortgage payments	\$	5,205
Cell Phone and Internet	\$	887
Home Renovations	\$	1,772
Retirement & pension fund payments	\$	2,842
Lotteries	\$	166
Health Insurance	\$	437
Household appliances	\$	415
Furnishings	\$	33
Computer hardware	\$	284
Auto/Truck Purchase	\$	3,078
Auto/Truck Rental or Lease	\$	924
Air Travel	\$	385
Age of Home Owners		
15 to 24 years	207	1.9%
25 to 34 years	1,051	9.6%
35 to 44 years	1,452	13.2%
45 to 54 years	2,386	21.7%
55 to 64 years	2,505	22.8%
65 to 74 years	1,731	15.8%
75 years or over	1,650	15.0%

Population & Household Summary	
Total Population	26,115
Population Growth 2009-2014	-0.3%
Population Growth 2014-2019	1.3%
Total Households	10,981
Household Growth 2009-2014	3.5%
Household Growth 2014-2019	5.2%
% of Households with Children	38.1%
% of Households - Married w/ Kids	27.4%
% of Households - Single Parent	10.6%
% of Households by Household Size	



Visible Minorities & Language	
Population by Visible Minority	
Chinese	0.1%
South Asian	0.3%
Black	0.4%
Filipino	0.2%
Latin American	0.4%
Southeast Asian	0.1%
Arab	0.0%
West Asian	0.0%
Korean	0.1%
Japanese	0.0%
Visible minority, n.i.e.	0.1%
Multiple visible minorities	0.0%
Population by Mother Tongue	
Single Responses	98.8%
English	86.1%
French	4.0%
Non-Official languages	8.6%
Multiple responses	1.0%



Map

