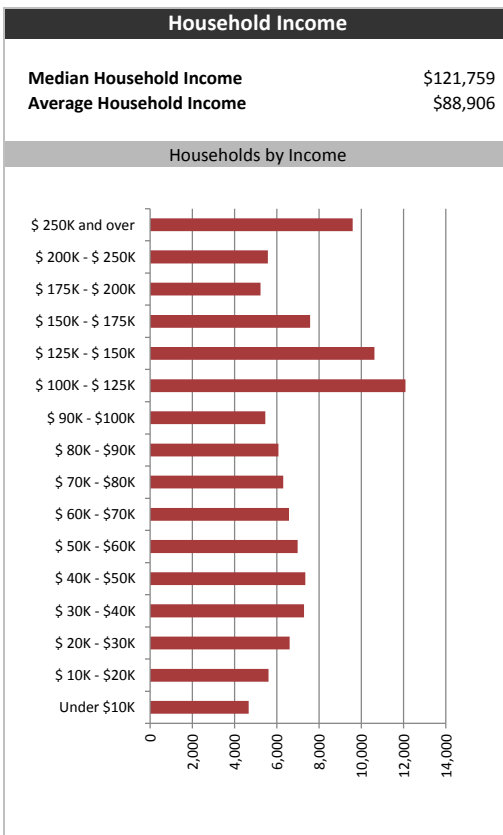
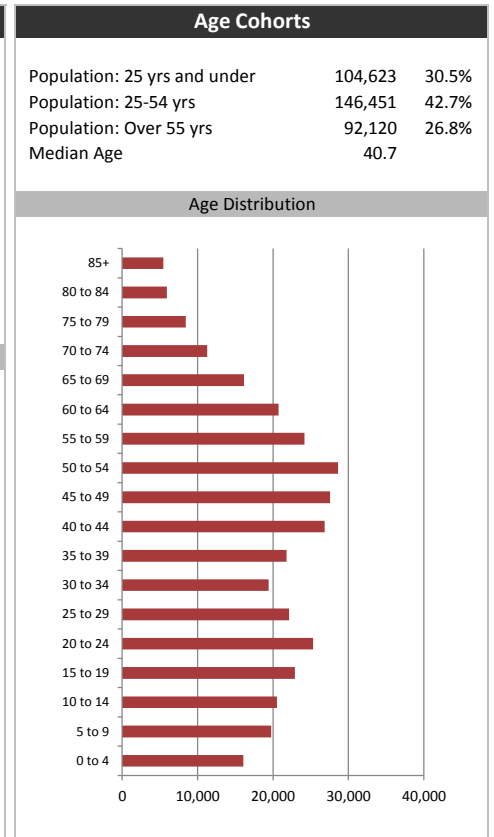


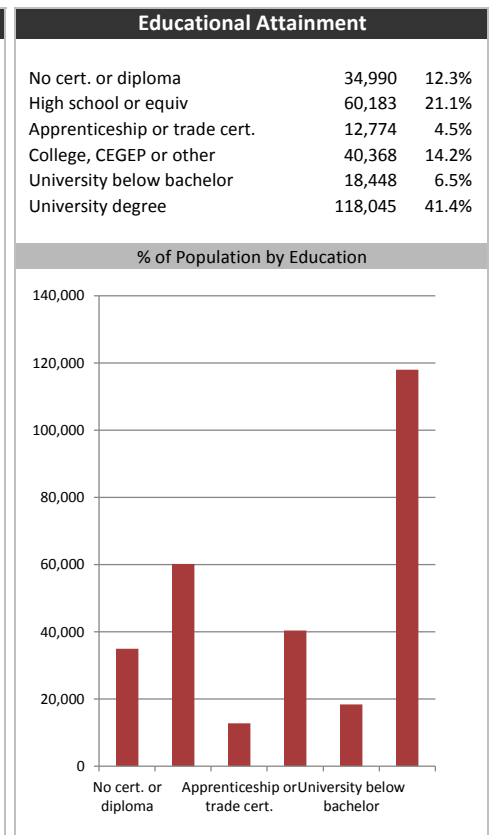
Market Information		
Average Household Spending / Yr		
Mortgage payments	\$	9,377
Cell Phone and Internet	\$	1,346
Home Renovations	\$	4,456
Retirement & pension fund payments	\$	4,090
Lotteries	\$	127
Health Insurance	\$	736
Household appliances	\$	460
Furnishings	\$	60
Computer hardware	\$	413
Auto/Truck Purchase	\$	4,226
Auto/Truck Rental or Lease	\$	1,203
Air Travel	\$	1,110
Age of Home Owners		
15 to 24 years	1,029	0.9%
25 to 34 years	10,005	8.8%
35 to 44 years	22,745	20.0%
45 to 54 years	30,101	26.5%
55 to 64 years	24,904	21.9%
65 to 74 years	14,888	13.1%
75 years or over	9,927	8.7%

Population & Household Summary	
Total Population	343,195
Population Growth 2009-2014	7.6%
Population Growth 2014-2019	5.9%
Total Households	113,600
Household Growth 2009-2014	11.0%
Household Growth 2014-2019	11.3%
% of Households with Children	58.5%
% of Households - Married w/ Kids	47.7%
% of Households - Single Parent	10.8%
% of Households by Household Size	

Household Size	% of Households
1	15.0%
2	25.0%
3	21.0%
4-5	33.0%
6+	5.0%



Visible Minorities & Language	
Population by Visible Minority	
Chinese	18.0%
South Asian	6.7%
Black	2.0%
Filipino	2.4%
Latin American	0.9%
Southeast Asian	0.7%
Arab	1.2%
West Asian	6.1%
Korean	3.0%
Japanese	0.4%
Visible minority, n.i.e.	0.3%
Multiple visible minorities	1.0%
Population by Mother Tongue	
Single Responses	97.0%
English	42.7%
French	0.8%
Non-Official languages	53.5%
Multiple responses	3.0%



### Map

