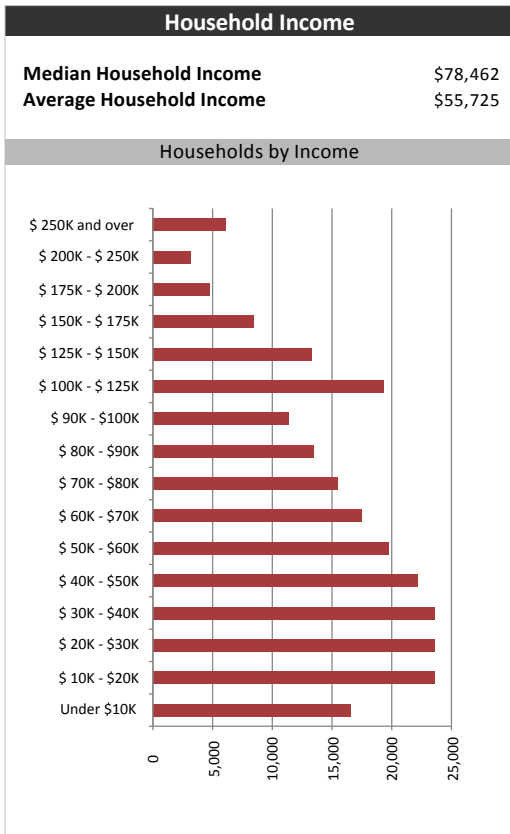
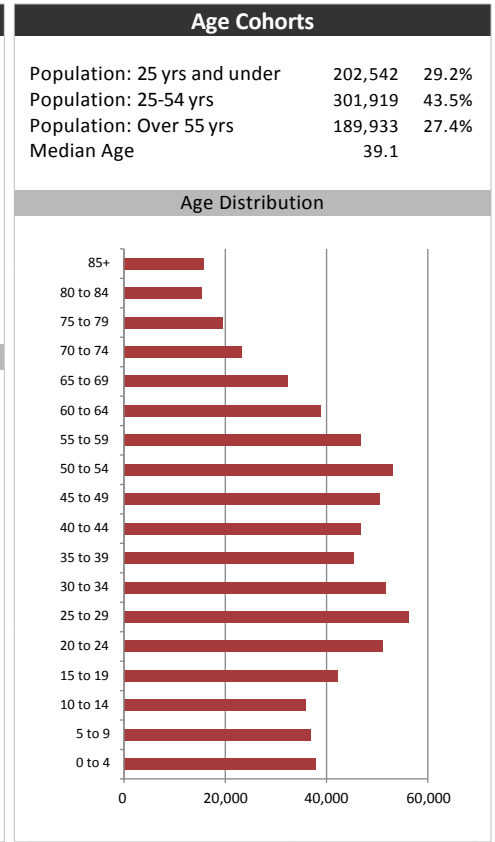


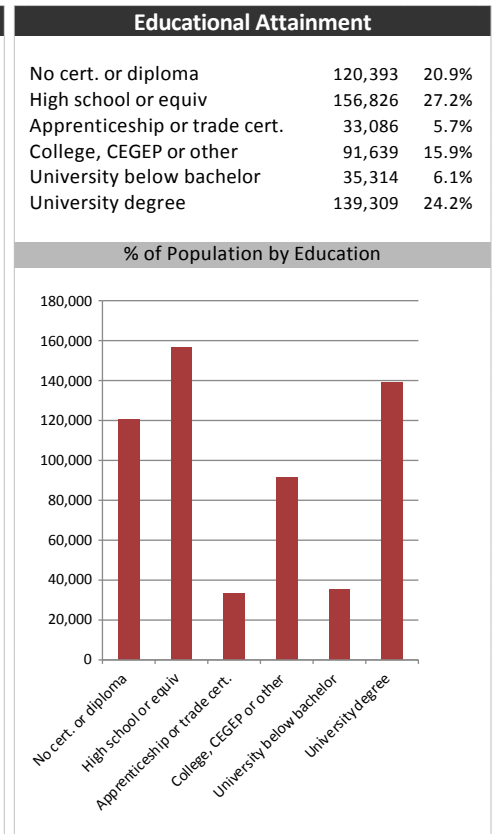
| Market Information | | |
|------------------------------------|--------|-------|
| Average Household Spending / Yr | | |
| Mortgage payments | \$ | 5,937 |
| Cell Phone and Internet | \$ | 1,108 |
| Home Renovations | \$ | 2,661 |
| Retirement & pension fund payments | \$ | 2,946 |
| Lotteries | \$ | 106 |
| Health Insurance | \$ | 442 |
| Household appliances | \$ | 266 |
| Furnishings | \$ | 29 |
| Computer hardware | \$ | 310 |
| Auto/Truck Purchase | \$ | 2,667 |
| Auto/Truck Rental or Lease | \$ | 801 |
| Air Travel | \$ | 909 |
| Age of Home Owners | | |
| 15 to 24 years | 5,883 | 2.5% |
| 25 to 34 years | 32,213 | 13.4% |
| 35 to 44 years | 42,677 | 17.8% |
| 45 to 54 years | 54,288 | 22.6% |
| 55 to 64 years | 46,824 | 19.5% |
| 65 to 74 years | 31,079 | 12.9% |
| 75 years or over | 27,145 | 11.3% |

| Population & Household Summary | |
|-----------------------------------|---------|
| Total Population | 694,394 |
| Population Growth 2009-2014 | 7.1% |
| Population Growth 2014-2019 | 3.8% |
| Total Households | 240,109 |
| Household Growth 2009-2014 | 9.4% |
| Household Growth 2014-2019 | 7.5% |
| % of Households with Children | 53.7% |
| % of Households - Married w/ Kids | 37.1% |
| % of Households - Single Parent | 16.6% |
| % of Households by Household Size | |

| Household Size | Percentage |
|----------------|------------|
| 1 | 20.5% |
| 2 | 26.5% |
| 3 | 19.5% |
| 4-5 | 26.5% |
| 6+ | 6.5% |



| Visible Minorities & Language | |
|--------------------------------|-------|
| Population by Visible Minority | |
| Chinese | 19.3% |
| South Asian | 22.5% |
| Black | 9.7% |
| Filipino | 6.7% |
| Latin American | 1.2% |
| Southeast Asian | 1.2% |
| Arab | 1.1% |
| West Asian | 1.6% |
| Korean | 0.4% |
| Japanese | 0.3% |
| Visible minority, n.i.e. | 1.7% |
| Multiple visible minorities | 1.7% |
| Population by Mother Tongue | |
| Single Responses | 96.2% |
| English | 44.9% |
| French | 0.8% |
| Non-Official languages | 50.6% |
| Multiple responses | 3.8% |



Map

