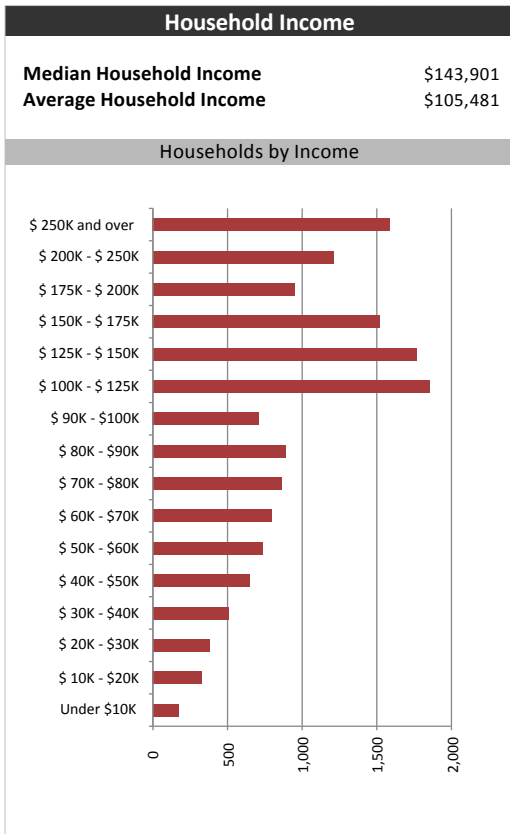
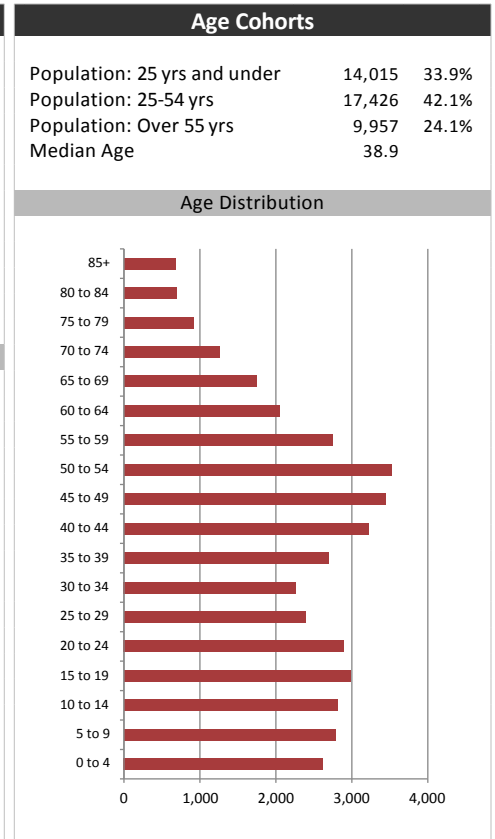
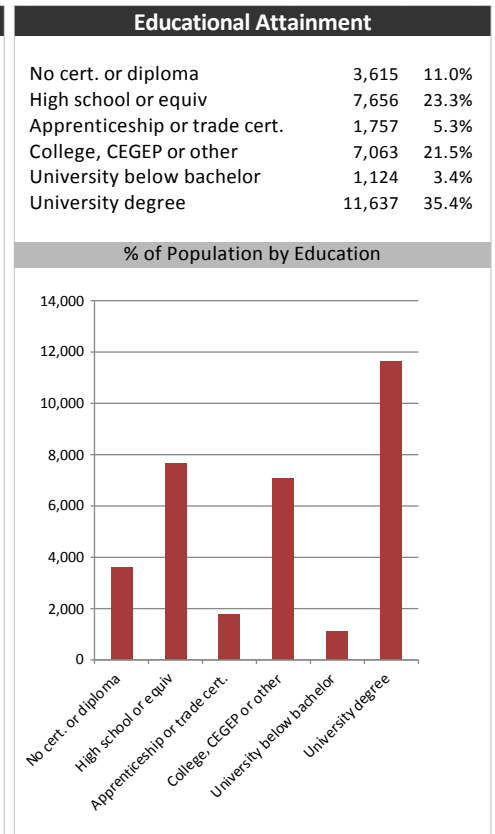


Market Information		
Average Household Spending / Yr		
Mortgage payments	\$	12,626
Cell Phone and Internet	\$	1,453
Home Renovations	\$	4,630
Retirement & pension fund payments	\$	5,201
Lotteries	\$	191
Health Insurance	\$	823
Household appliances	\$	730
Furnishings	\$	56
Computer hardware	\$	479
Auto/Truck Purchase	\$	6,064
Auto/Truck Rental or Lease	\$	1,524
Air Travel	\$	968
Age of Home Owners		
15 to 24 years	268	1.8%
25 to 34 years	1,840	12.5%
35 to 44 years	3,044	20.6%
45 to 54 years	3,778	25.6%
55 to 64 years	2,762	18.7%
65 to 74 years	1,793	12.1%
75 years or over	1,280	8.7%

Population & Household Summary	
Total Population	41,397
Population Growth 2009-2014	17.4%
Population Growth 2014-2019	12.1%
Total Households	14,766
Household Growth 2009-2014	24.2%
Household Growth 2014-2019	19.1%
% of Households with Children	52.7%
% of Households - Married w/ Kids	44.5%
% of Households - Single Parent	8.2%
% of Households by Household Size	



Visible Minorities & Language	
Population by Visible Minority	
Chinese	1.7%
South Asian	1.1%
Black	1.1%
Filipino	0.4%
Latin American	0.5%
Southeast Asian	0.9%
Arab	0.7%
West Asian	0.2%
Korean	0.2%
Japanese	0.2%
Visible minority, n.i.e.	0.1%
Multiple visible minorities	0.5%
Population by Mother Tongue	
Single Responses	98.3%
English	83.0%
French	6.3%
Non-Official languages	9.1%
Multiple responses	1.5%



### Map

