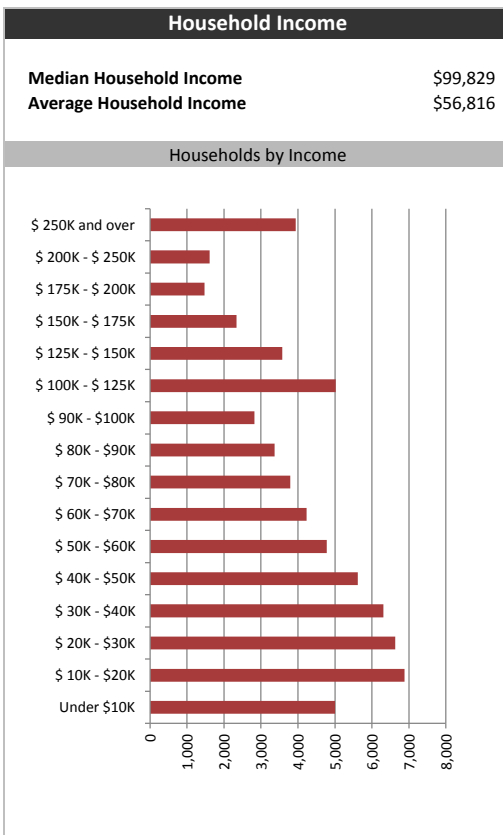
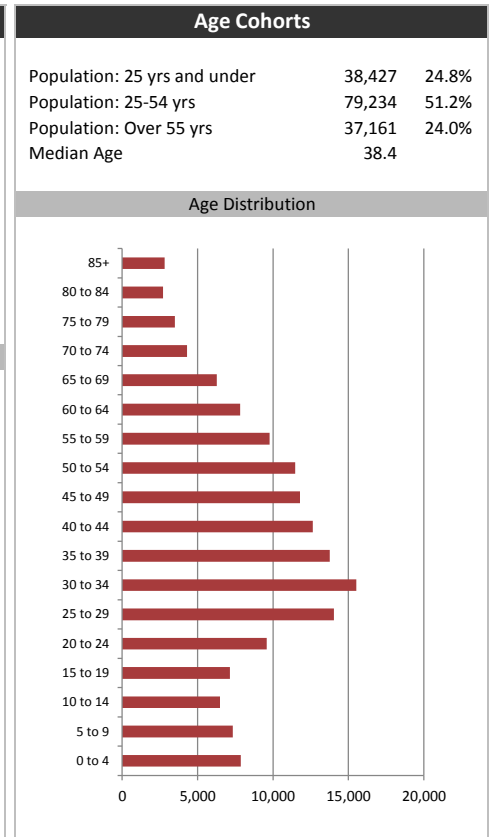


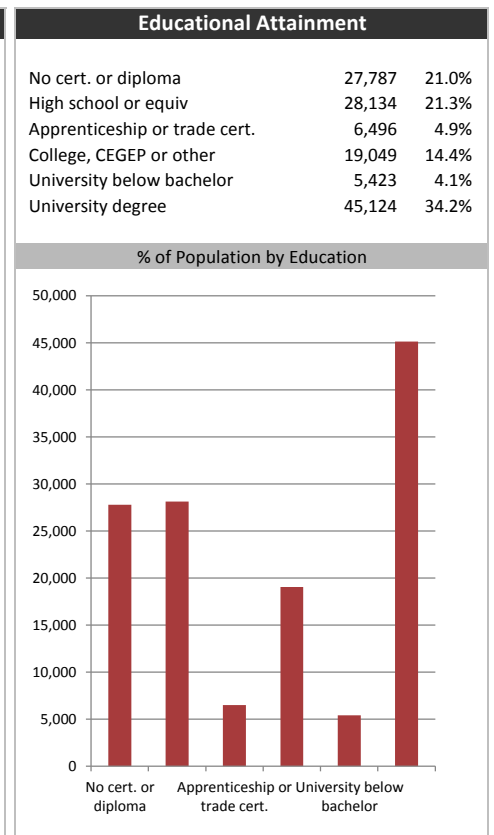
Market Information		
Average Household Spending / Yr		
Mortgage payments	\$	6,085
Cell Phone and Internet	\$	1,379
Home Renovations	\$	3,461
Retirement & pension fund payments	\$	3,488
Lotteries	\$	152
Health Insurance	\$	498
Household appliances	\$	344
Furnishings	\$	43
Computer hardware	\$	457
Auto/Truck Purchase	\$	2,852
Auto/Truck Rental or Lease	\$	823
Air Travel	\$	986
Age of Home Owners		
15 to 24 years	2,486	3.7%
25 to 34 years	13,792	20.5%
35 to 44 years	14,584	21.6%
45 to 54 years	13,759	20.4%
55 to 64 years	10,612	15.7%
65 to 74 years	6,508	9.7%
75 years or over	5,649	8.4%

Population & Household Summary	
Total Population	154,821
Population Growth 2009-2014	0.0%
Population Growth 2014-2019	0.6%
Total Households	67,390
Household Growth 2009-2014	3.4%
Household Growth 2014-2019	4.1%
% of Households with Children	37.4%
% of Households - Married w/ Kids	25.6%
% of Households - Single Parent	11.7%
% of Households by Household Size	

Household Size	% of Households
1	33.5%
2	30.5%
3	16.0%
4-5	17.5%
6+	2.5%



Visible Minorities & Language	
Population by Visible Minority	
Chinese	4.5%
South Asian	4.1%
Black	6.2%
Filipino	1.9%
Latin American	4.6%
Southeast Asian	2.1%
Arab	0.5%
West Asian	0.5%
Korean	0.9%
Japanese	0.6%
Visible minority, n.i.e.	0.7%
Multiple visible minorities	1.2%
Population by Mother Tongue	
Single Responses	97.0%
English	53.6%
French	1.5%
Non-Official languages	41.9%
Multiple responses	2.8%



Map

