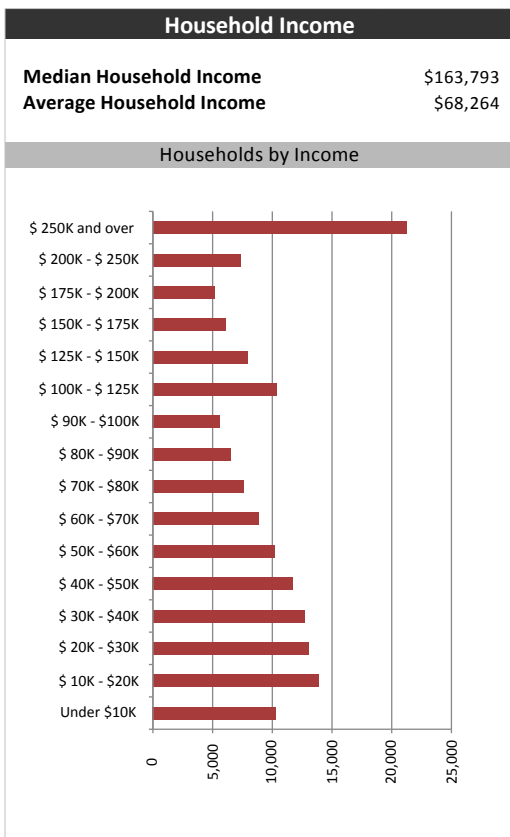
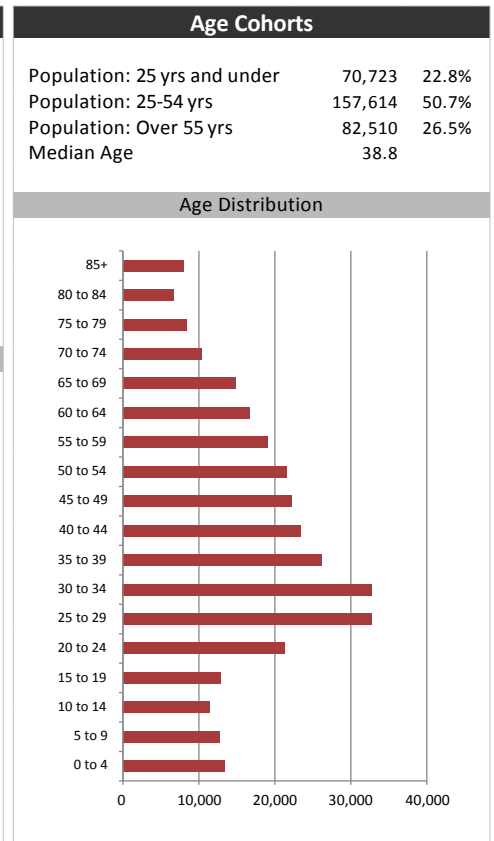
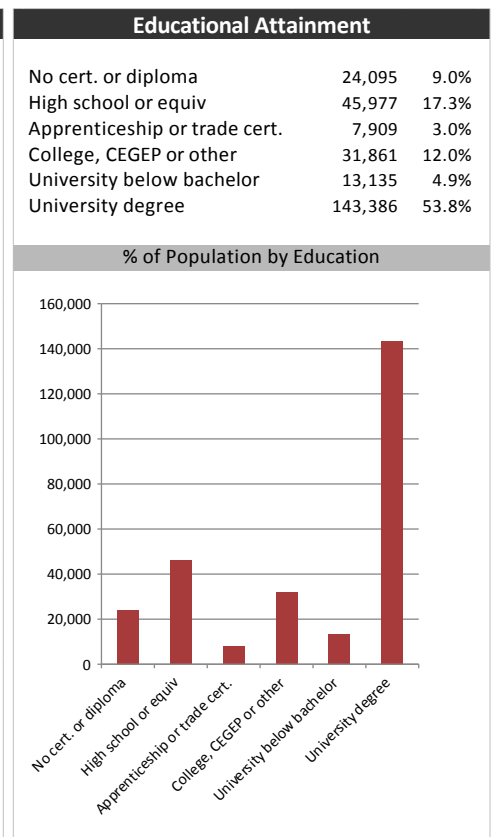


Market Information		
Average Household Spending / Yr		
Mortgage payments	\$	8,132
Cell Phone and Internet	\$	1,504
Home Renovations	\$	7,199
Retirement & pension fund payments	\$	4,582
Lotteries	\$	185
Health Insurance	\$	762
Household appliances	\$	478
Furnishings	\$	70
Computer hardware	\$	718
Auto/Truck Purchase	\$	3,440
Auto/Truck Rental or Lease	\$	1,333
Air Travel	\$	1,796
Age of Home Owners		
15 to 24 years	7,931	5.1%
25 to 34 years	37,045	23.6%
35 to 44 years	29,945	19.1%
45 to 54 years	27,531	17.6%
55 to 64 years	23,388	14.9%
65 to 74 years	16,851	10.8%
75 years or over	14,000	8.9%

Population & Household Summary	
Total Population	310,847
Population Growth 2009-2014	6.3%
Population Growth 2014-2019	5.0%
Total Households	156,691
Household Growth 2009-2014	8.1%
Household Growth 2014-2019	8.0%
% of Households with Children	24.5%
% of Households - Married w/ Kids	17.9%
% of Households - Single Parent	6.6%
% of Households by Household Size	



Visible Minorities & Language	
Population by Visible Minority	
Chinese	5.8%
South Asian	3.9%
Black	3.2%
Filipino	3.1%
Latin American	1.7%
Southeast Asian	0.6%
Arab	0.7%
West Asian	1.1%
Korean	1.4%
Japanese	0.7%
Visible minority, n.i.e.	0.4%
Multiple visible minorities	1.0%
Population by Mother Tongue	
Single Responses	97.9%
English	67.9%
French	2.1%
Non-Official languages	27.9%
Multiple responses	2.2%



Map

