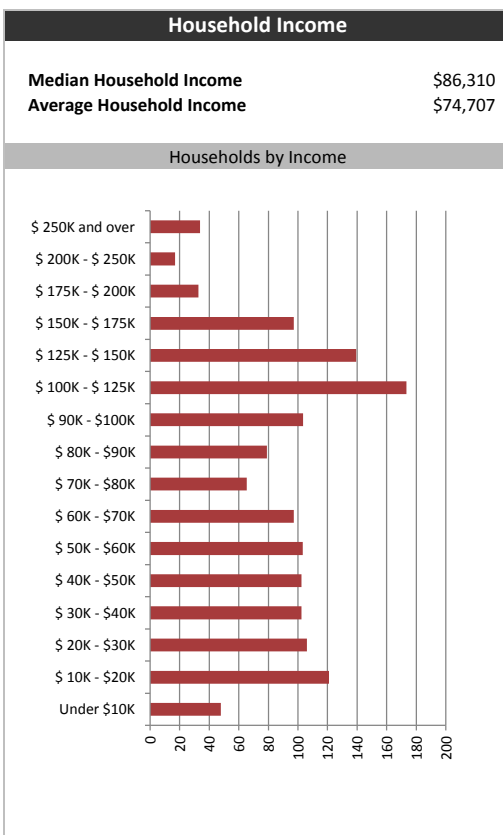
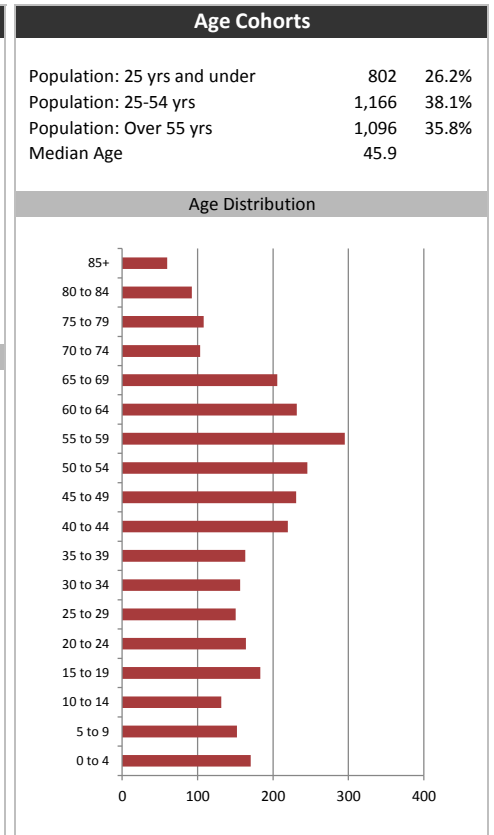


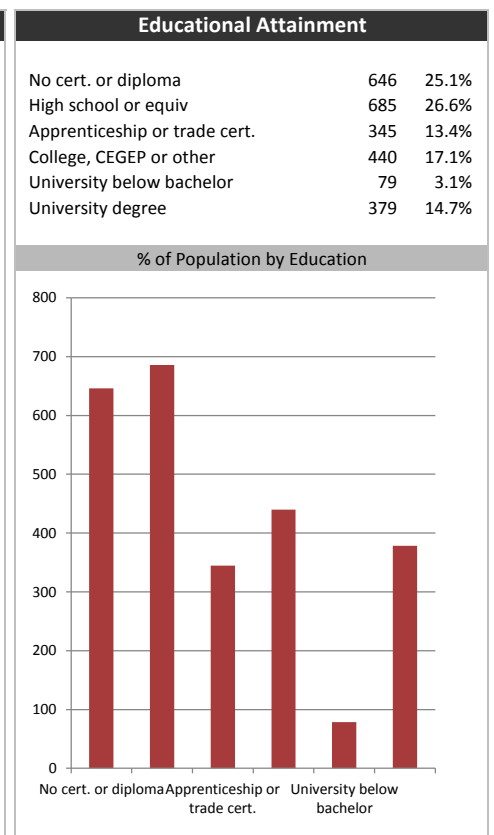
Market Information		
Average Household Spending / Yr		
Mortgage payments	\$	5,811
Cell Phone and Internet	\$	1,004
Home Renovations	\$	3,309
Retirement & pension fund payments	\$	3,437
Lotteries	\$	176
Health Insurance	\$	851
Household appliances	\$	563
Furnishings	\$	44
Computer hardware	\$	365
Auto/Truck Purchase	\$	4,759
Auto/Truck Rental or Lease	\$	695
Air Travel	\$	555
Age of Home Owners		
15 to 24 years	41	2.9%
25 to 34 years	132	9.3%
35 to 44 years	274	19.3%
45 to 54 years	237	16.7%
55 to 64 years	357	25.1%
65 to 74 years	196	13.8%
75 years or over	186	13.1%

Population & Household Summary	
Total Population	3,064
Population Growth 2009-2014	-5.1%
Population Growth 2014-2019	-2.9%
Total Households	1,422
Household Growth 2009-2014	4.0%
Household Growth 2014-2019	5.7%
% of Households with Children	33.4%
% of Households - Married w/ Kids	23.5%
% of Households - Single Parent	9.9%
% of Households by Household Size	

Household Size	% of Households
1	32.0%
2	38.0%
3	14.5%
4-5	15.5%
6+	0.5%



Visible Minorities & Language	
Population by Visible Minority	
Chinese	0.2%
South Asian	0.0%
Black	0.5%
Filipino	0.4%
Latin American	0.1%
Southeast Asian	0.1%
Arab	0.1%
West Asian	0.0%
Korean	0.0%
Japanese	0.0%
Visible minority, n.i.e.	0.0%
Multiple visible minorities	0.1%
Population by Mother Tongue	
Single Responses	98.6%
English	75.0%
French	18.5%
Non-Official languages	5.1%
Multiple responses	1.7%



Map

