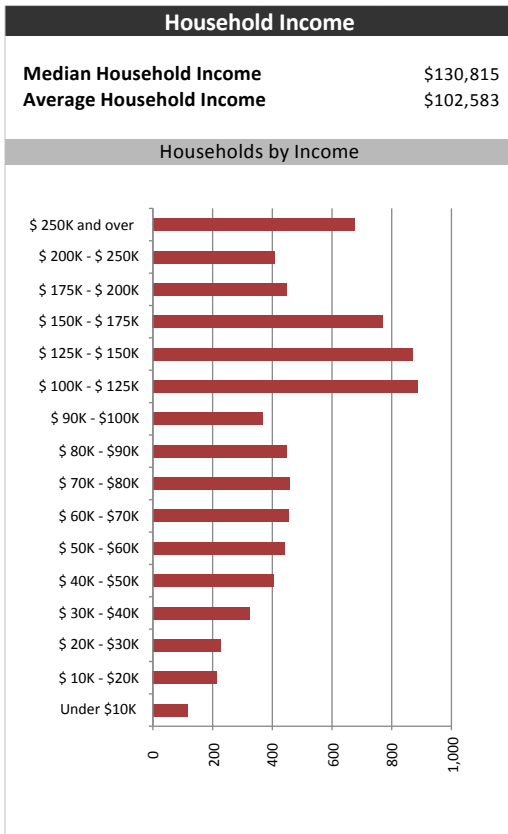
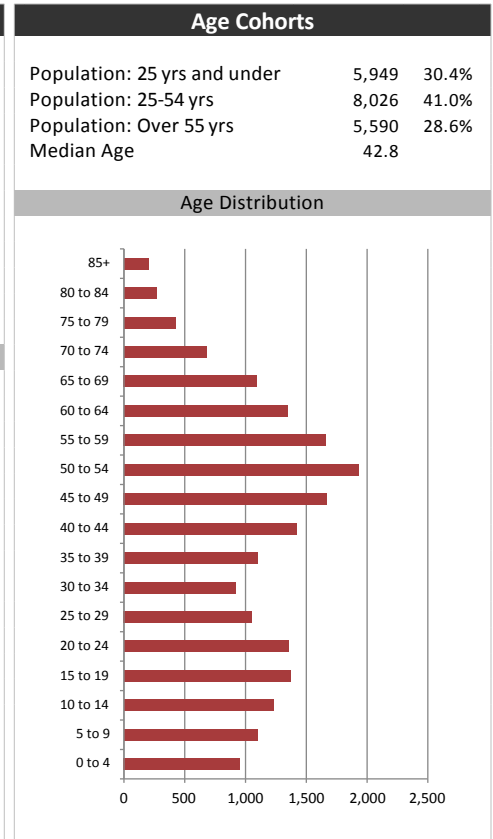
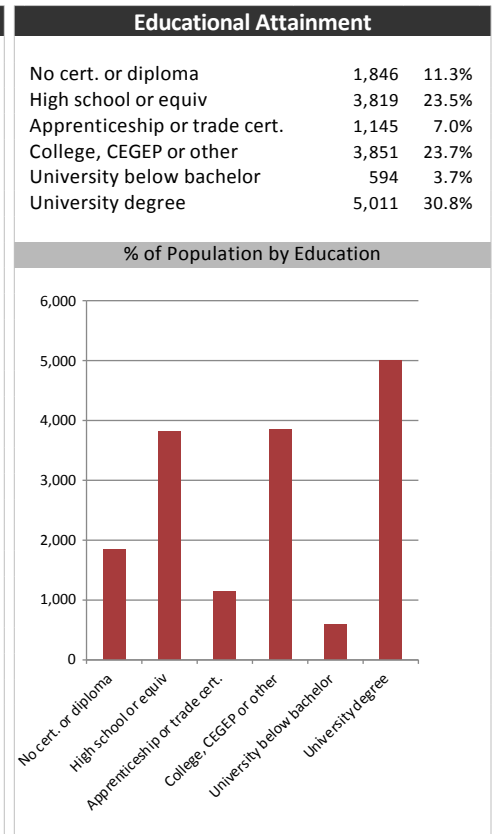


Market Information		
Average Household Spending / Yr		
Mortgage payments	\$	10,030
Cell Phone and Internet	\$	1,176
Home Renovations	\$	5,564
Retirement & pension fund payments	\$	5,054
Lotteries	\$	218
Health Insurance	\$	917
Household appliances	\$	735
Furnishings	\$	71
Computer hardware	\$	454
Auto/Truck Purchase	\$	6,060
Auto/Truck Rental or Lease	\$	1,295
Air Travel	\$	958
Age of Home Owners		
15 to 24 years	146	2.0%
25 to 34 years	735	9.9%
35 to 44 years	1,322	17.8%
45 to 54 years	2,021	27.2%
55 to 64 years	1,712	23.0%
65 to 74 years	1,049	14.1%
75 years or over	447	6.0%

Population & Household Summary	
Total Population	19,565
Population Growth 2009-2014	4.1%
Population Growth 2014-2019	4.4%
Total Households	7,432
Household Growth 2009-2014	10.3%
Household Growth 2014-2019	10.8%
% of Households with Children	45.3%
% of Households - Married w/ Kids	38.6%
% of Households - Single Parent	6.7%
% of Households by Household Size	



Visible Minorities & Language	
Population by Visible Minority	
Chinese	0.6%
South Asian	0.5%
Black	0.8%
Filipino	0.2%
Latin American	0.3%
Southeast Asian	0.2%
Arab	0.3%
West Asian	0.1%
Korean	0.0%
Japanese	0.0%
Visible minority, n.i.e.	0.4%
Multiple visible minorities	0.3%
Population by Mother Tongue	
Single Responses	99.1%
English	88.0%
French	5.5%
Non-Official languages	5.6%
Multiple responses	1.1%



West Carleton Review

Distribution Map

Map

