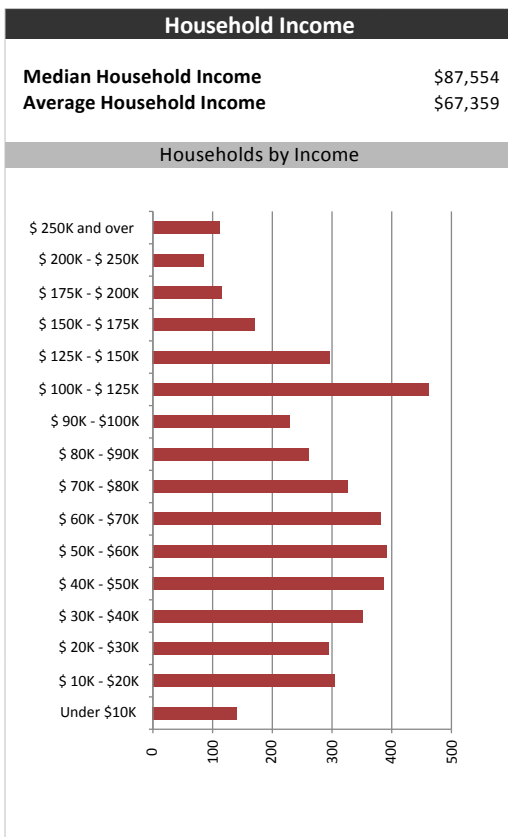
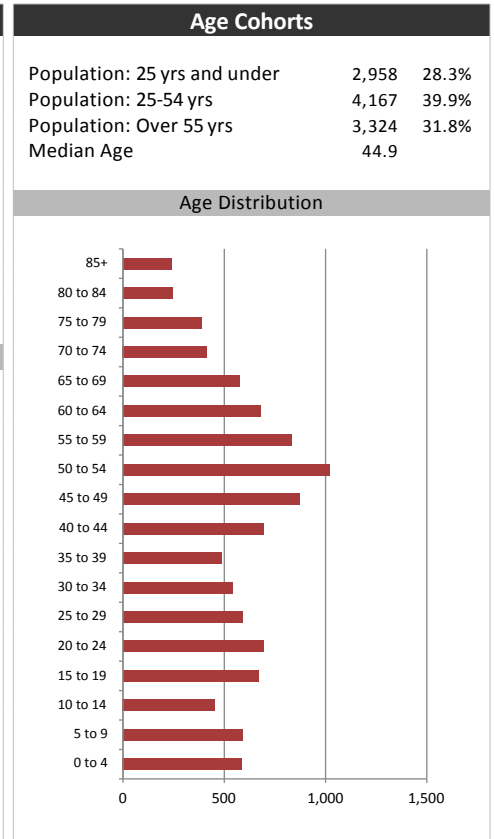


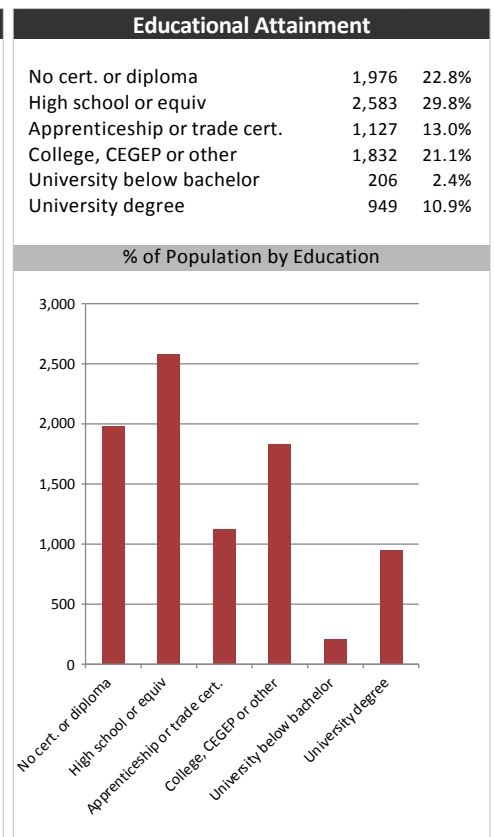
Market Information		
Average Household Spending / Yr		
Mortgage payments	\$	5,987
Cell Phone and Internet	\$	919
Home Renovations	\$	2,650
Retirement & pension fund payments	\$	3,484
Lotteries	\$	178
Health Insurance	\$	686
Household appliances	\$	537
Furnishings	\$	38
Computer hardware	\$	301
Auto/Truck Purchase	\$	4,346
Auto/Truck Rental or Lease	\$	913
Air Travel	\$	480
Age of Home Owners		
15 to 24 years	101	2.4%
25 to 34 years	546	12.8%
35 to 44 years	668	15.6%
45 to 54 years	1,033	24.2%
55 to 64 years	826	19.4%
65 to 74 years	603	14.1%
75 years or over	489	11.5%

Population & Household Summary	
Total Population	10,449
Population Growth 2009-2014	-0.3%
Population Growth 2014-2019	-1.0%
Total Households	4,267
Household Growth 2009-2014	6.1%
Household Growth 2014-2019	5.4%
% of Households with Children	40.5%
% of Households - Married w/ Kids	31.8%
% of Households - Single Parent	8.6%
% of Households by Household Size	

Household Size	Percentage
1	23.5%
2	38.0%
3	16.5%
4-5	19.0%
6+	2.5%



Visible Minorities & Language	
Population by Visible Minority	
Chinese	0.1%
South Asian	0.1%
Black	0.2%
Filipino	0.1%
Latin American	0.1%
Southeast Asian	0.0%
Arab	0.1%
West Asian	0.0%
Korean	0.0%
Japanese	0.0%
Visible minority, n.i.e.	0.0%
Multiple visible minorities	0.0%
Population by Mother Tongue	
Single Responses	99.2%
English	88.6%
French	7.0%
Non-Official languages	3.6%
Multiple responses	1.1%



Map

