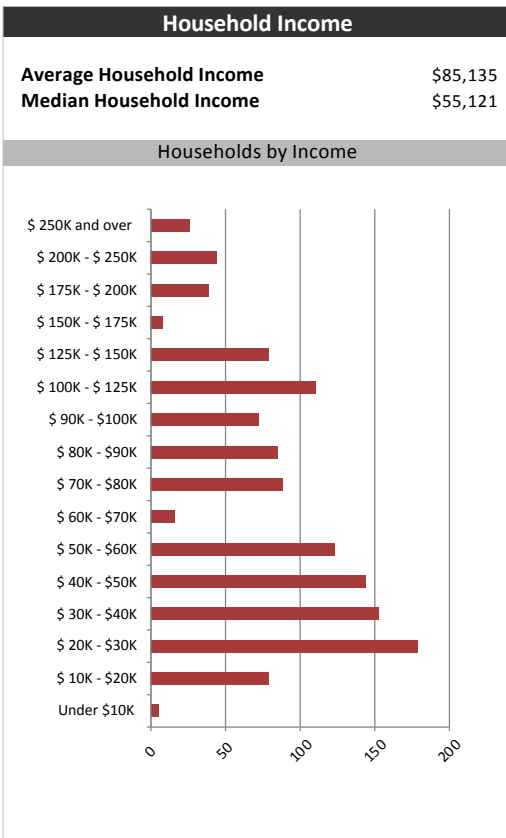
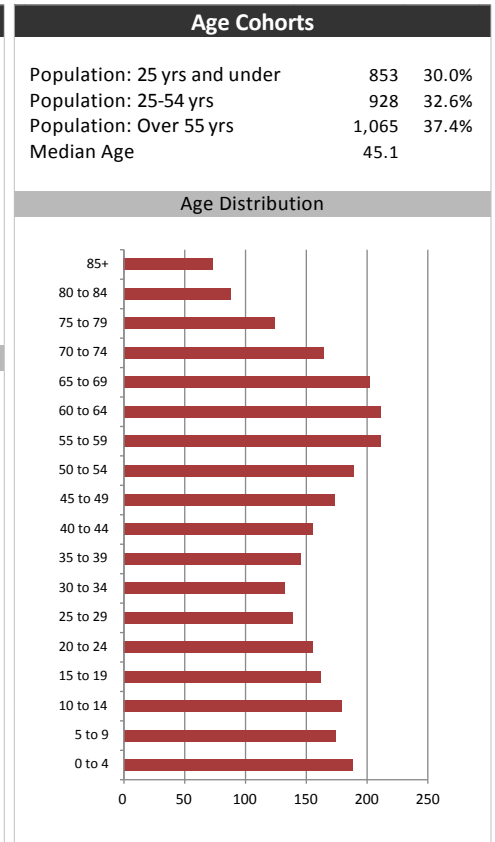


Market Information		
Average Household Spending / Yr		
Mortgage payments	\$	3,292
Cell Phone, Pager & Services	\$	933
Internet Access Services	\$	457
Home Renovations	\$	989
Retirement & pension fund payments	\$	1,576
Lotteries	\$	864
Health Insurance	\$	521
Household appliances	\$	372
Furnishings	\$	874
Computer hardware	\$	134
Auto/Truck Purchase	\$	6,451
Auto/Truck Rental or Lease	\$	47
Air Travel	\$	484

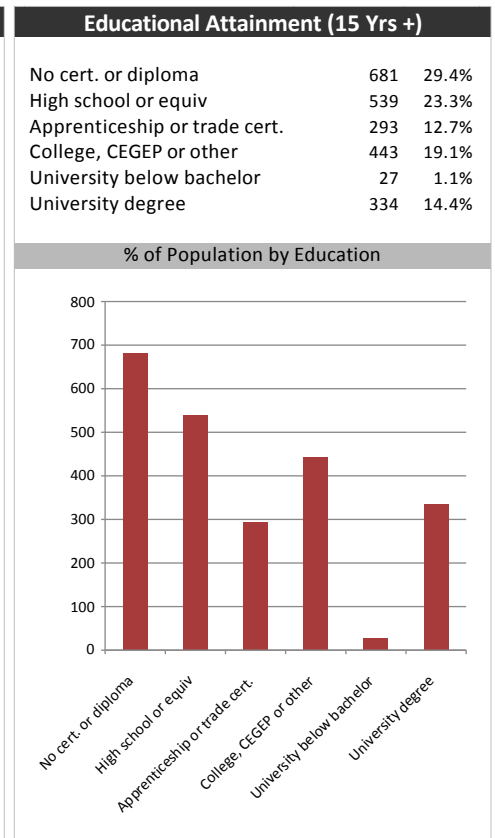
Age of Home Owners		
15 to 24 years	17	1.4%
25 to 34 years	166	13.4%
35 to 44 years	165	13.4%
45 to 54 years	199	16.2%
55 to 64 years	280	22.7%
65 to 74 years	189	15.3%
75 years or over	218	17.7%

Population & Household Summary	
Total Population	2,846
Population Growth 2012-2017	-3.1%
Population Growth 2017-2022	-0.6%
Total Households	1,234
Household Growth 2012-2017	-3.2%
Household Growth 2017-2022	-1.8%
% of Households with Children	37.3%
% of Households - Married w/ Kids	25.7%
% of Households - Single Parent	11.5%

% of Households by Household Size	
1	28.5%
2	39.5%
3	12.5%
4-5	18.0%
6+	1.5%



Visible Minorities & Language	
Population by Visible Minority	
Chinese	0.0%
South Asian	0.0%
Black	0.0%
Filipino	0.0%
Latin American	0.0%
Southeast Asian	0.0%
Arab	0.0%
West Asian	0.0%
Korean	0.0%
Japanese	0.3%
Visible minority, n.i.e.	0.0%
Multiple visible minorities	0.0%
Population by Mother Tongue	
Single Responses	98.6%
English	88.7%
French	4.2%
Non-Official languages	5.7%
Multiple responses	1.4%



Nipigon-Red Rock Gazette

