

Northumberland News



Summary Report

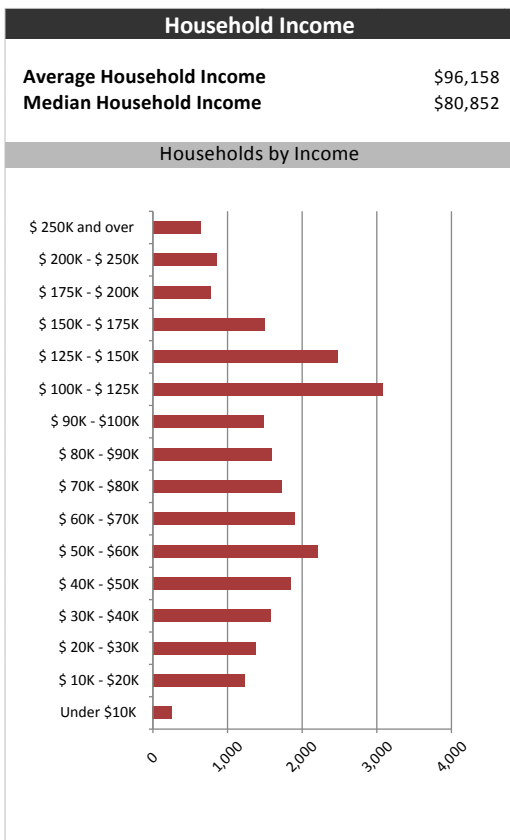
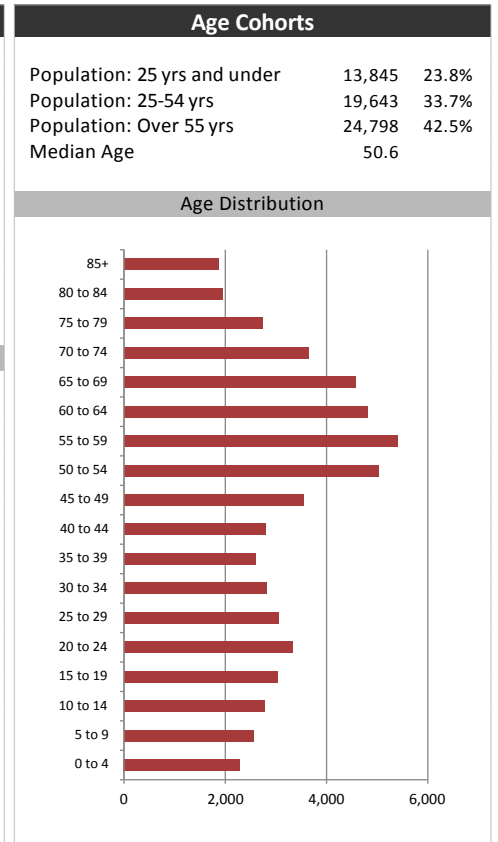
January 10, 2018

Market Information		
Average Household Spending / Yr		
Mortgage payments	\$	6,000
Cell Phone, Pager & Services	\$	912
Internet Access Services	\$	462
Home Renovations	\$	944
Retirement & pension fund payments	\$	1,669
Lotteries	\$	852
Health Insurance	\$	430
Household appliances	\$	607
Furnishings	\$	1,315
Computer hardware	\$	148
Auto/Truck Purchase	\$	5,236
Auto/Truck Rental or Lease	\$	146
Air Travel	\$	403

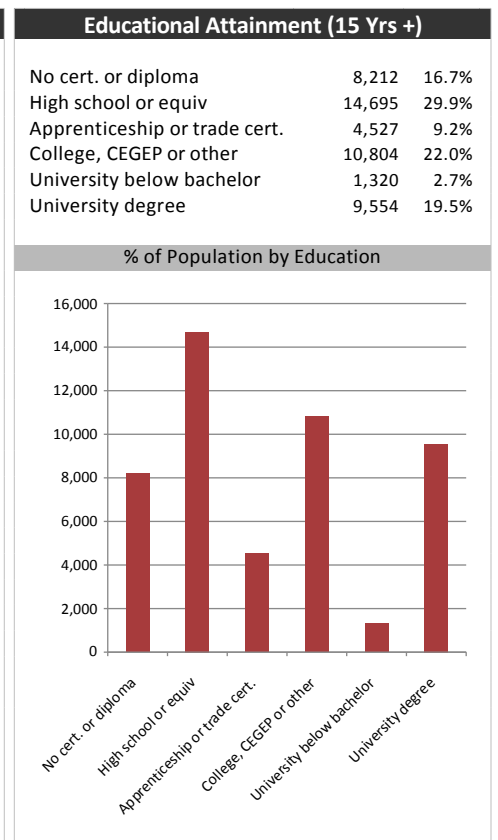
Age of Home Owners		
15 to 24 years	373	1.5%
25 to 34 years	2,353	9.7%
35 to 44 years	2,783	11.5%
45 to 54 years	4,570	18.9%
55 to 64 years	5,722	23.6%
65 to 74 years	4,924	20.3%
75 years or over	3,490	14.4%

Population & Household Summary	
Total Population	58,286
Population Growth 2012-2017	2.9%
Population Growth 2017-2022	3.2%
Total Households	24,216
Household Growth 2012-2017	5.3%
Household Growth 2017-2022	4.1%
% of Households with Children	35.8%
% of Households - Married w/ Kids	25.9%
% of Households - Single Parent	9.9%

% of Households by Household Size	
1	24.5%
2	40.0%
3	14.5%
4-5	18.5%
6+	2.5%



Visible Minorities & Language	
Population by Visible Minority	
Chinese	0.4%
South Asian	1.0%
Black	0.6%
Filipino	0.3%
Latin American	0.2%
Southeast Asian	0.1%
Arab	0.0%
West Asian	0.1%
Korean	0.3%
Japanese	0.1%
Visible minority, n.i.e.	0.2%
Multiple visible minorities	0.1%
Population by Mother Tongue	
Single Responses	99.5%
English	94.0%
French	1.5%
Non-Official languages	4.0%
Multiple responses	0.5%



Northumberland News



Distribution Map

