

Ohsweken, Turtle Island News



Summary Report

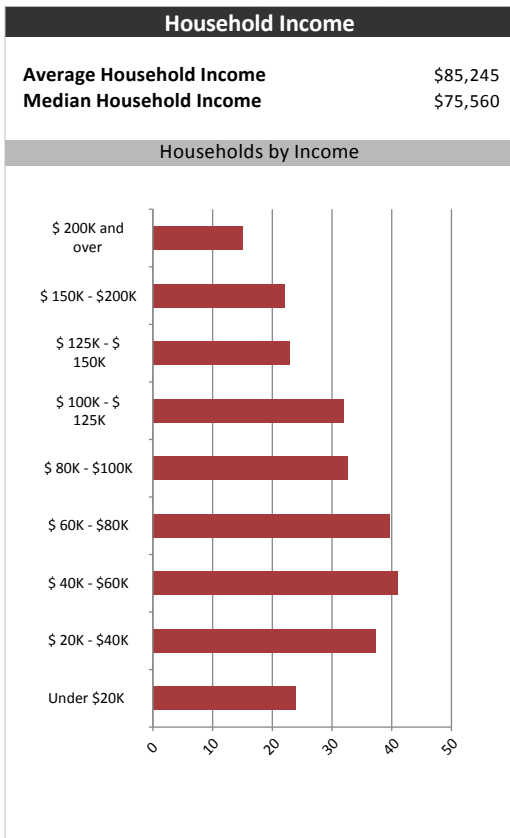
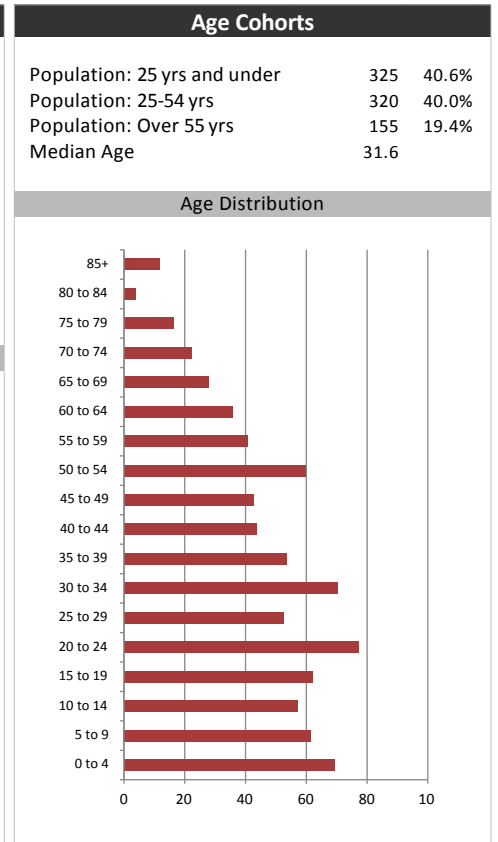
November 7, 2018

Market Information		
Average Household Spending / Yr		
Mortgage payments	\$	5,884
Cell Phone, Pager & Services	\$	1,439
Internet Access Services	\$	419
Home Renovations	\$	492
Retirement & pension fund payments	\$	1,454
Lotteries	\$	773
Health Insurance	\$	385
Household appliances	\$	519
Furnishings	\$	976
Computer hardware	\$	165
Auto/Truck Purchase	\$	6,913
Auto/Truck Rental or Lease	\$	141
Air Travel	\$	714

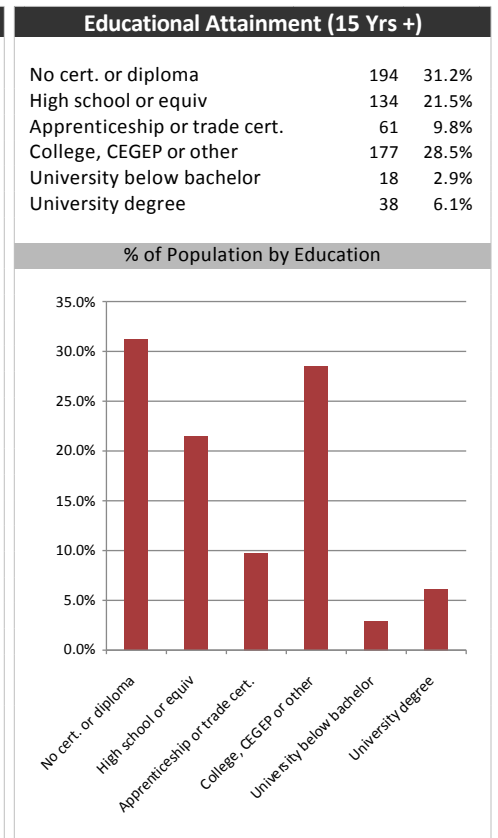
Age of Home Owners		
15 to 24 years	7	2.6%
25 to 34 years	53	20.1%
35 to 44 years	46	17.6%
45 to 54 years	68	25.7%
55 to 64 years	36	13.5%
65 to 74 years	23	8.6%
75 years or over	31	11.8%

Population & Household Summary	
Total Population	800
Population Growth 2013-2018	9.5%
Population Growth 2018-2023	2.8%
Total Households	264
Household Growth 2013-2018	6.5%
Household Growth 2018-2023	2.6%
% of Households with Children	54.2%
% of Households - Married w/ Kids	36.1%
% of Households - Single Parent	18.1%

% of Households by Household Size	
1 person	18.5%
2 persons	31.0%
3 persons	14.5%
4 persons	15.0%
5 or more persons	19.5%



Visible Minorities & Language	
Population by Visible Minority	
Chinese	0.0%
South Asian	0.0%
Black	0.0%
Filipino	0.0%
Latin American	0.0%
Southeast Asian	0.0%
Arab	0.0%
West Asian	0.0%
Korean	0.0%
Japanese	0.0%
Visible minority, n.i.e.	0.0%
Multiple visible minorities	0.0%
Population by Mother Tongue	
Single Responses	99.6%
English	92.5%
French	0.1%
Non-Official languages	7.0%
Multiple responses	0.4%



Ohsweken, Turtle Island News



Distribution Map

