

Ohsweken Turtle Island News



Summary Report

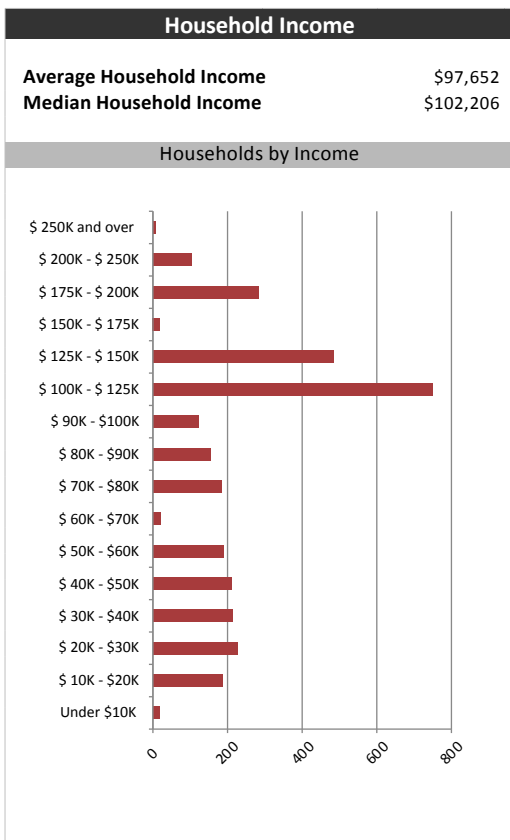
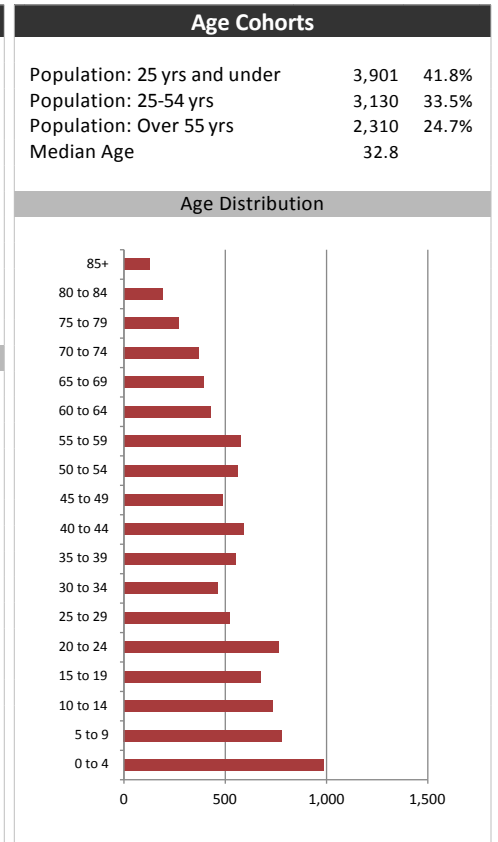
January 10, 2018

Market Information		
Average Household Spending / Yr		
Mortgage payments	\$	6,014
Cell Phone, Pager & Services	\$	1,386
Internet Access Services	\$	464
Home Renovations	\$	905
Retirement & pension fund payments	\$	655
Lotteries	\$	1,037
Health Insurance	\$	410
Household appliances	\$	535
Furnishings	\$	892
Computer hardware	\$	130
Auto/Truck Purchase	\$	6,720
Auto/Truck Rental or Lease	\$	93
Air Travel	\$	485

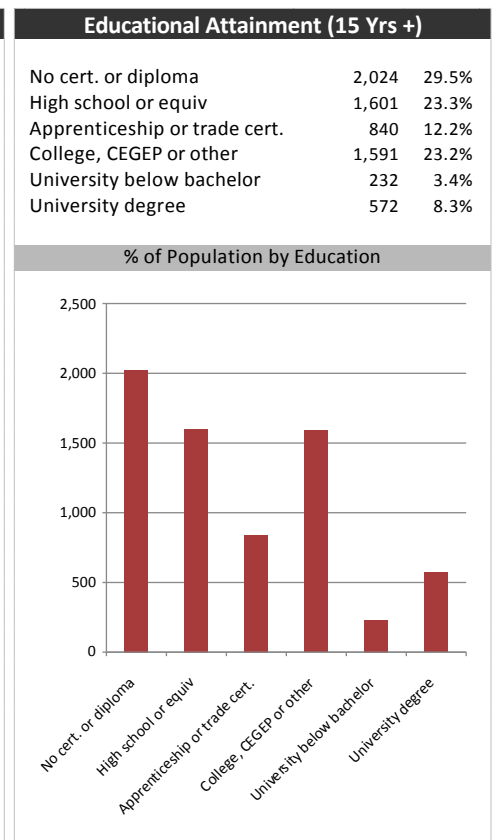
Age of Home Owners		
15 to 24 years	152	4.9%
25 to 34 years	394	12.7%
35 to 44 years	524	16.8%
45 to 54 years	528	17.0%
55 to 64 years	639	20.6%
65 to 74 years	495	15.9%
75 years or over	378	12.2%

Population & Household Summary	
Total Population	9,341
Population Growth 2012-2017	11.2%
Population Growth 2017-2022	8.7%
Total Households	3,110
Household Growth 2012-2017	2.3%
Household Growth 2017-2022	3.1%
% of Households with Children	51.4%
% of Households - Married w/ Kids	25.8%
% of Households - Single Parent	25.5%

% of Households by Household Size	
1	25.0%
2	28.0%
3	16.0%
4-5	21.0%
6+	10.0%



Visible Minorities & Language	
Population by Visible Minority	
Chinese	0.0%
South Asian	0.0%
Black	0.0%
Filipino	0.0%
Latin American	0.0%
Southeast Asian	0.0%
Arab	0.0%
West Asian	0.0%
Korean	0.0%
Japanese	0.0%
Visible minority, n.i.e.	0.0%
Multiple visible minorities	0.0%
Population by Mother Tongue	
Single Responses	99.8%
English	94.1%
French	0.1%
Non-Official languages	5.6%
Multiple responses	0.2%



Ohsweken Turtle Island News



Distribution Map

Map

