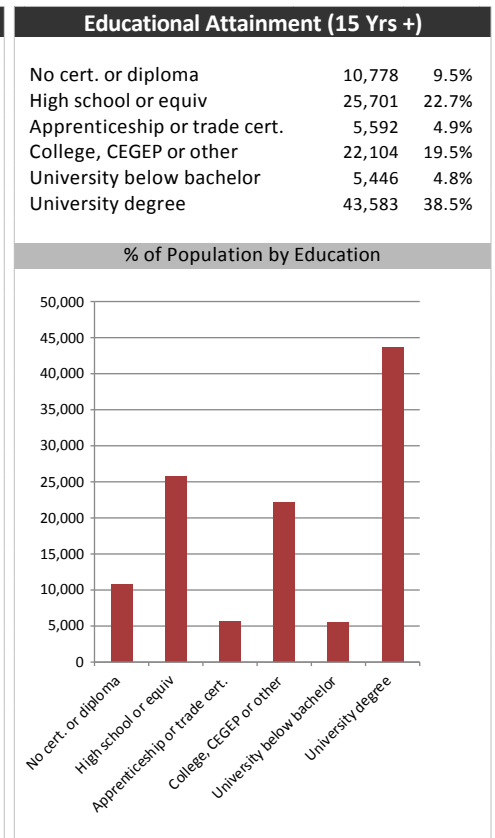

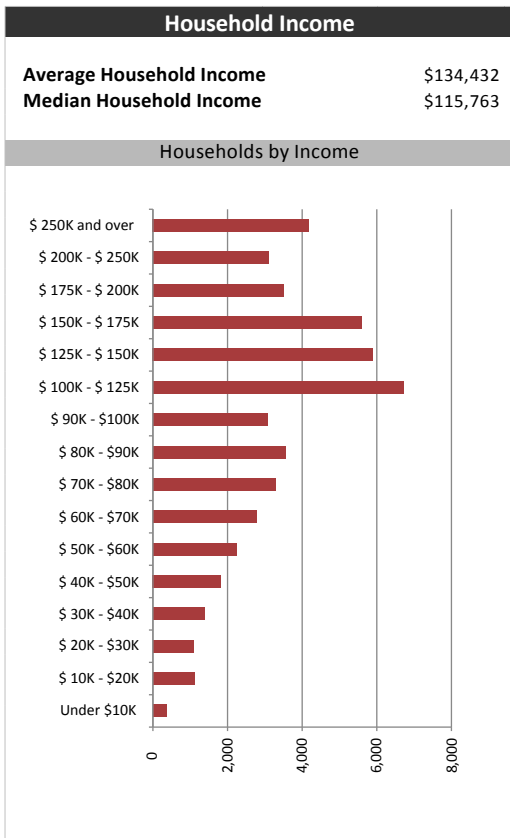
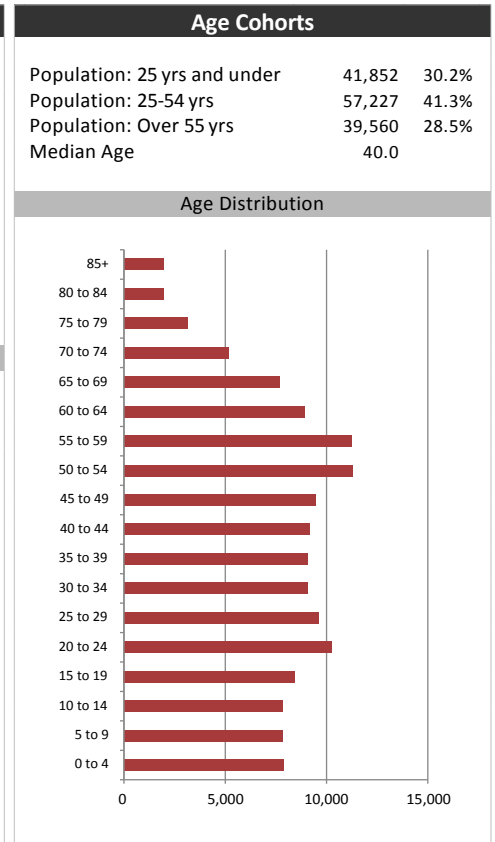
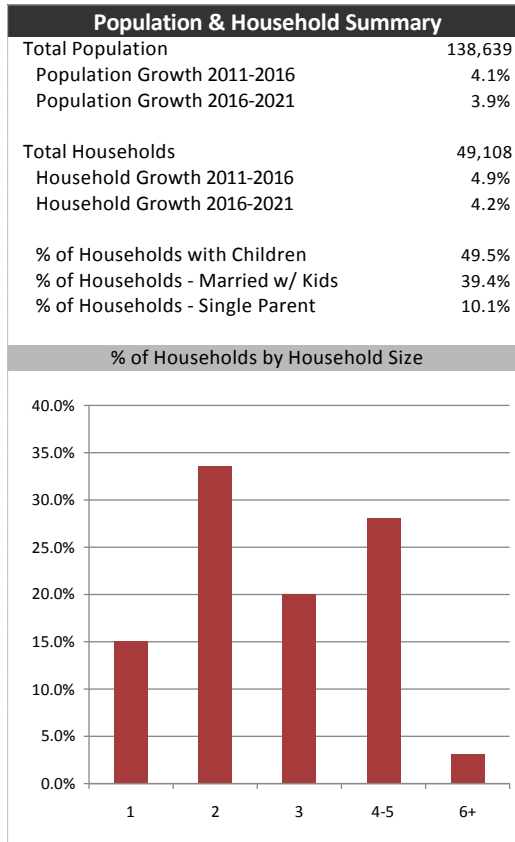


| Market Information | | |
|------------------------------------|----|--------|
| Average Household Spending / Yr | | |
| Mortgage payments | \$ | 10,962 |
| Cell Phone, Pager & Services | \$ | 1,292 |
| Internet Access Services | \$ | 590 |
| Home Renovations | \$ | 526 |
| Retirement & pension fund payments | \$ | 4,680 |
| Lotteries | \$ | 945 |
| Health Insurance | \$ | 1,828 |
| Household appliances | \$ | 922 |
| Furnishings | \$ | 2,064 |
| Computer hardware | \$ | 308 |
| Auto/Truck Purchase | \$ | 7,972 |
| Auto/Truck Rental or Lease | \$ | 840 |
| Air Travel | \$ | 1,200 |

| Age of Home Owners | | |
|--------------------|--------|-------|
| 15 to 24 years | 569 | 1.2% |
| 25 to 34 years | 7,007 | 14.3% |
| 35 to 44 years | 9,203 | 18.7% |
| 45 to 54 years | 11,518 | 23.5% |
| 55 to 64 years | 10,974 | 22.3% |
| 65 to 74 years | 7,059 | 14.4% |
| 75 years or over | 2,778 | 5.7% |



Orleans News



Distribution Map

