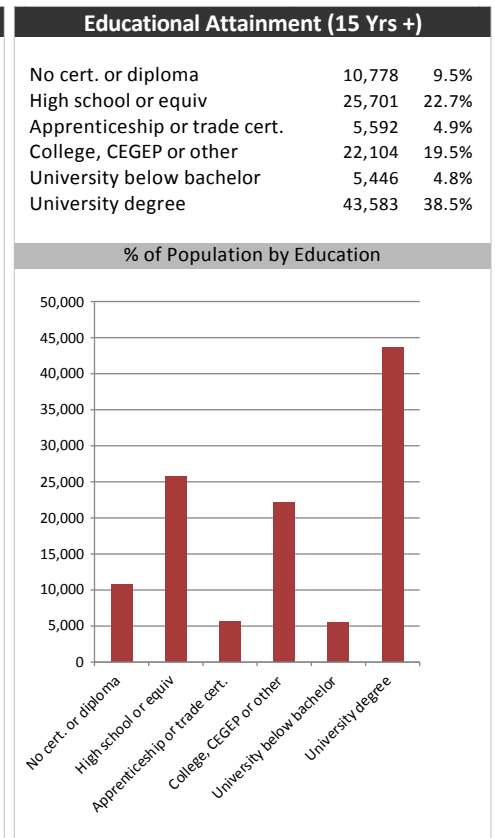

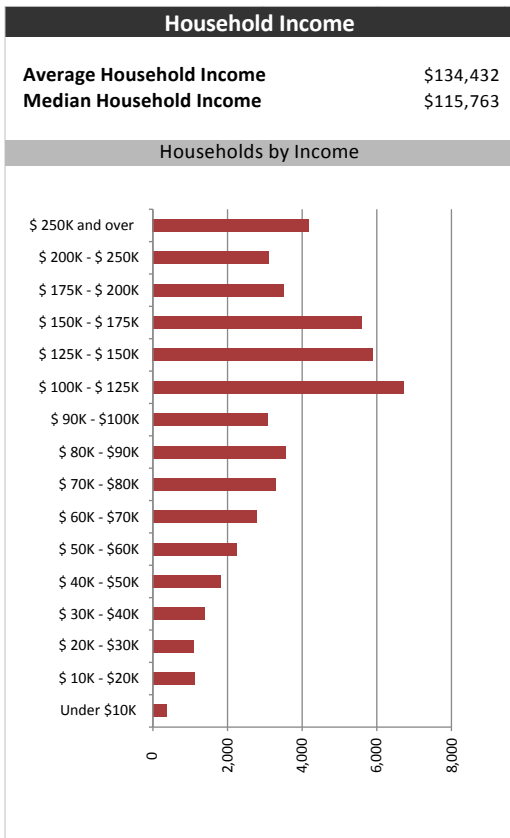
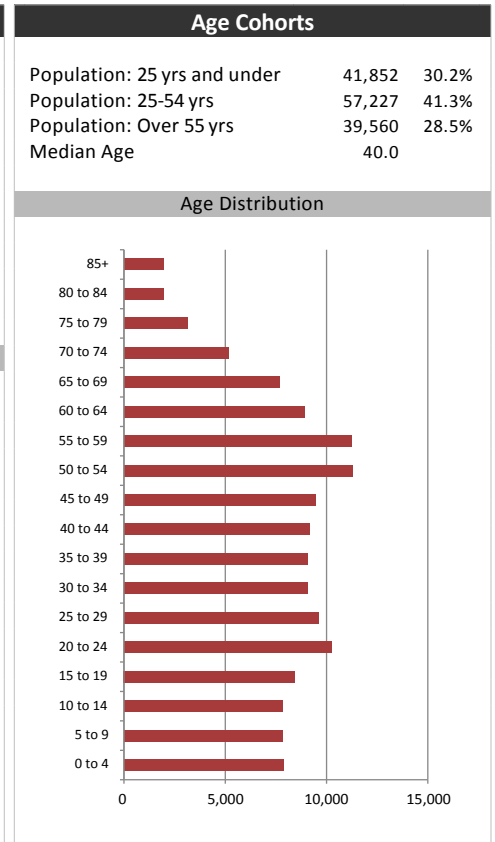
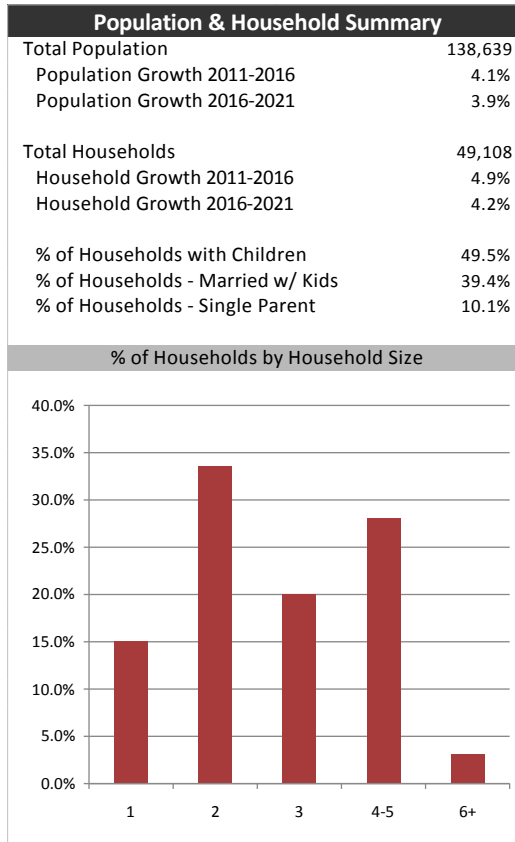


Market Information		
Average Household Spending / Yr		
Mortgage payments	\$	10,962
Cell Phone, Pager & Services	\$	1,292
Internet Access Services	\$	590
Home Renovations	\$	526
Retirement & pension fund payments	\$	4,680
Lotteries	\$	945
Health Insurance	\$	1,828
Household appliances	\$	922
Furnishings	\$	2,064
Computer hardware	\$	308
Auto/Truck Purchase	\$	7,972
Auto/Truck Rental or Lease	\$	840
Air Travel	\$	1,200
Age of Home Owners		
15 to 24 years	569	1.2%
25 to 34 years	7,007	14.3%
35 to 44 years	9,203	18.7%
45 to 54 years	11,518	23.5%
55 to 64 years	10,974	22.3%
65 to 74 years	7,059	14.4%
75 years or over	2,778	5.7%



Orleans Star



Distribution Map

Map

