

Orono Weekly Times



Summary Report

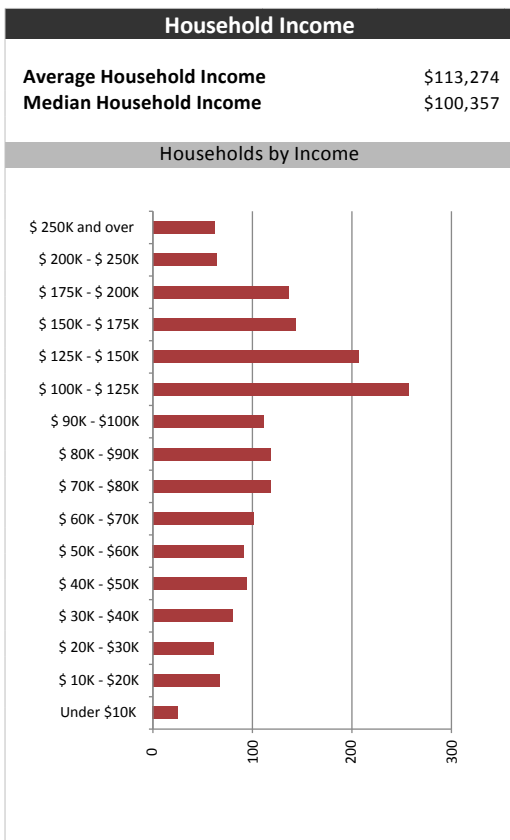
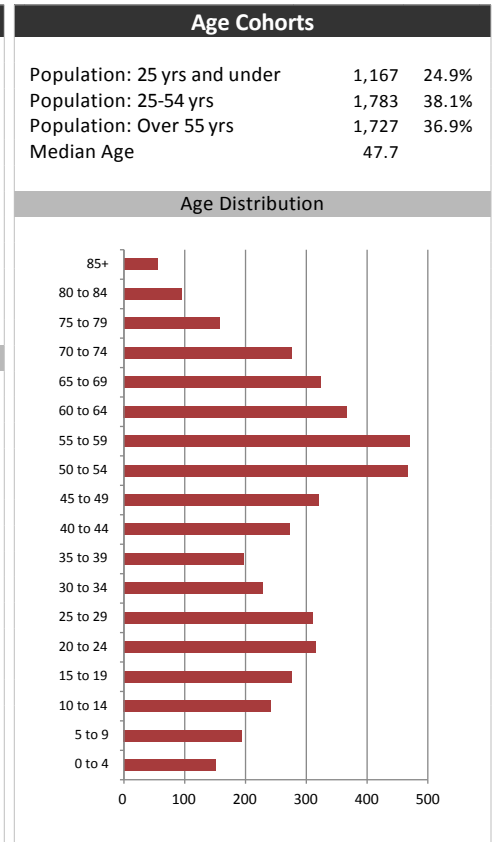
January 17, 2017

Market Information		
Average Household Spending / Yr		
Mortgage payments	\$	8,113
Cell Phone, Pager & Services	\$	1,371
Internet Access Services	\$	550
Home Renovations	\$	729
Retirement & pension fund payments	\$	2,431
Lotteries	\$	1,137
Health Insurance	\$	782
Household appliances	\$	770
Furnishings	\$	1,593
Computer hardware	\$	288
Auto/Truck Purchase	\$	6,836
Auto/Truck Rental or Lease	\$	871
Air Travel	\$	743

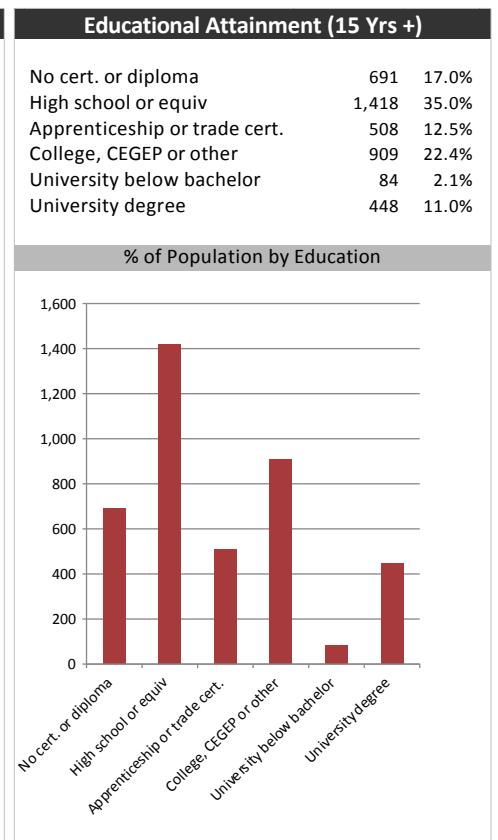
Age of Home Owners		
15 to 24 years	7	0.4%
25 to 34 years	259	15.1%
35 to 44 years	204	11.9%
45 to 54 years	414	24.1%
55 to 64 years	319	18.6%
65 to 74 years	345	20.1%
75 years or over	167	9.7%

Population & Household Summary	
Total Population	4,676
Population Growth 2011-2016	2.3%
Population Growth 2016-2021	3.1%
Total Households	1,714
Household Growth 2011-2016	2.3%
Household Growth 2016-2021	4.0%
% of Households with Children	41.4%
% of Households - Married w/ Kids	33.9%
% of Households - Single Parent	7.4%

% of Households by Household Size	
1	16.0%
2	38.0%
3	17.5%
4-5	26.0%
6+	2.5%



Visible Minorities & Language	
Population by Visible Minority	
Chinese	0.3%
South Asian	0.9%
Black	0.4%
Filipino	0.2%
Latin American	0.1%
Southeast Asian	0.0%
Arab	0.1%
West Asian	0.1%
Korean	0.2%
Japanese	0.0%
Visible minority, n.i.e.	0.0%
Multiple visible minorities	0.2%
Population by Mother Tongue	
Single Responses	99.4%
English	92.1%
French	1.1%
Non-Official languages	6.2%
Multiple responses	0.6%



Orono Weekly Times

Distribution Map

Map

