

# Ottawa Community Voice - Kanata/Stittville



## Summary Report

April 23, 2018

Market Information		
Average Household Spending / Yr		
Mortgage payments	\$	12,467
Cell Phone, Pager & Services	\$	1,434
Internet Access Services	\$	624
Home Renovations	\$	2,225
Retirement & pension fund payments	\$	3,834
Lotteries	\$	940
Health Insurance	\$	1,188
Household appliances	\$	900
Furnishings	\$	2,424
Computer hardware	\$	280
Auto/Truck Purchase	\$	11,226
Auto/Truck Rental or Lease	\$	191
Air Travel	\$	1,637

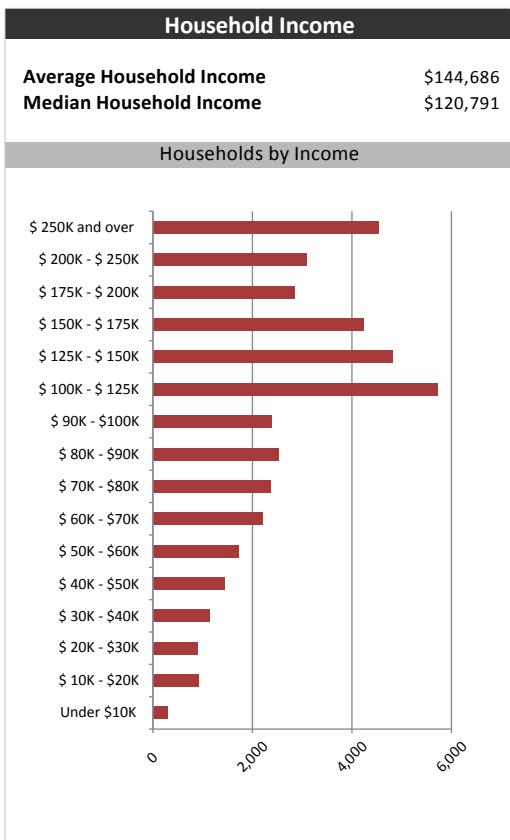
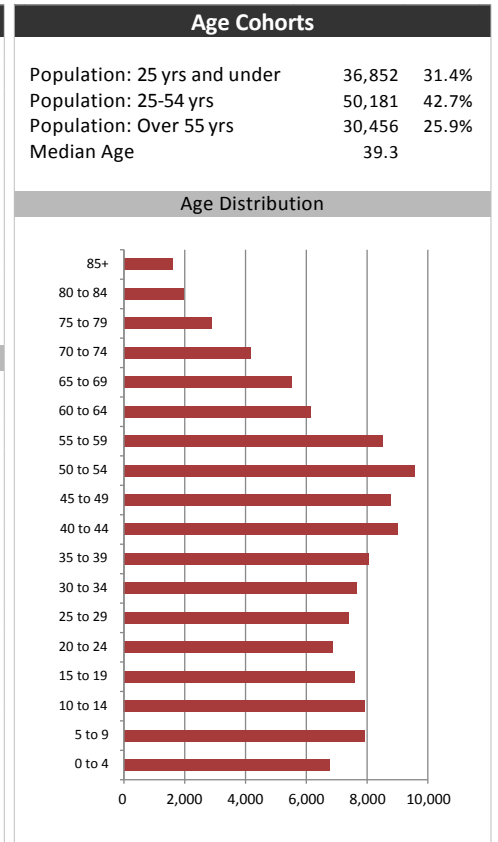
  

Age of Home Owners		
15 to 24 years	506	1.2%
25 to 34 years	5,730	14.1%
35 to 44 years	9,274	22.8%
45 to 54 years	9,614	23.6%
55 to 64 years	7,752	19.0%
65 to 74 years	4,753	11.7%
75 years or over	3,076	7.6%

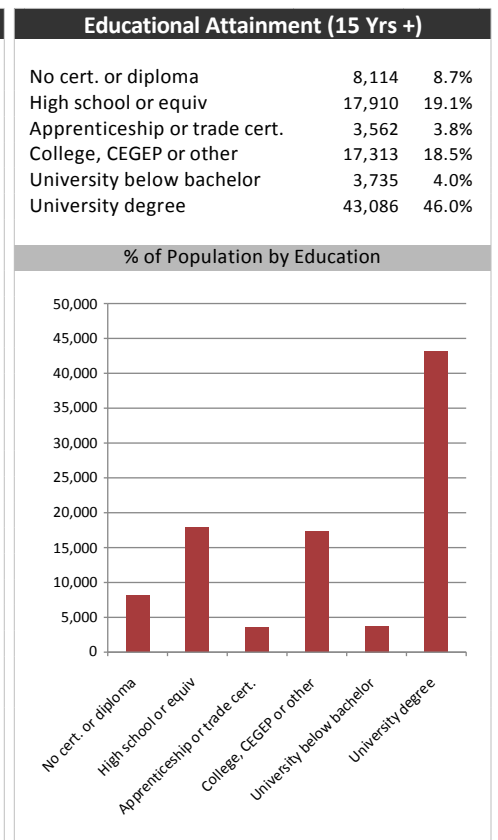
Population & Household Summary	
Total Population	117,489
Population Growth 2012-2017	8.5%
Population Growth 2017-2022	6.1%
Total Households	40,704
Household Growth 2012-2017	8.9%
Household Growth 2017-2022	6.3%
% of Households with Children	53.9%
% of Households - Married w/ Kids	44.5%
% of Households - Single Parent	9.5%

% of Households by Household Size	
1	15.5%
2	30.5%
3	19.5%
4-5	31.0%
6+	3.0%



Visible Minorities & Language	
<b>Population by Visible Minority</b>	
Chinese	7.2%
South Asian	4.8%
Black	2.9%
Filipino	1.0%
Latin American	1.0%
Southeast Asian	2.5%
Arab	2.6%
West Asian	0.9%
Korean	0.4%
Japanese	0.3%
Visible minority, n.i.e.	0.3%
Multiple visible minorities	0.8%
<b>Population by Mother Tongue</b>	
Single Responses	97.6%
English	69.3%
French	6.5%
Non-Official languages	21.8%
Multiple responses	2.4%



# Ottawa Community Voice - Kanata/Stittsville



## Distribution Map

