

Ottawa East News



Summary Report

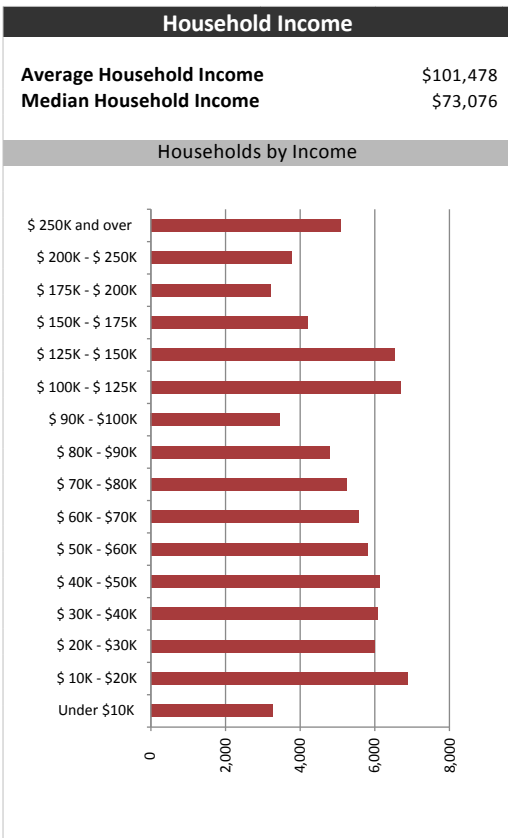
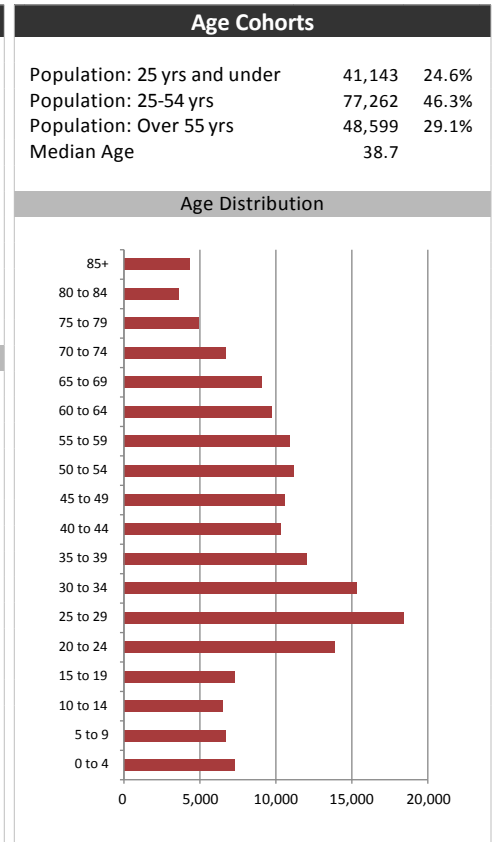
March 30, 2017

Market Information		
Average Household Spending / Yr		
Mortgage payments	\$	4,407
Cell Phone, Pager & Services	\$	984
Internet Access Services	\$	502
Home Renovations	\$	370
Retirement & pension fund payments	\$	2,745
Lotteries	\$	645
Health Insurance	\$	1,337
Household appliances	\$	552
Furnishings	\$	1,537
Computer hardware	\$	264
Auto/Truck Purchase	\$	3,799
Auto/Truck Rental or Lease	\$	460
Air Travel	\$	1,050

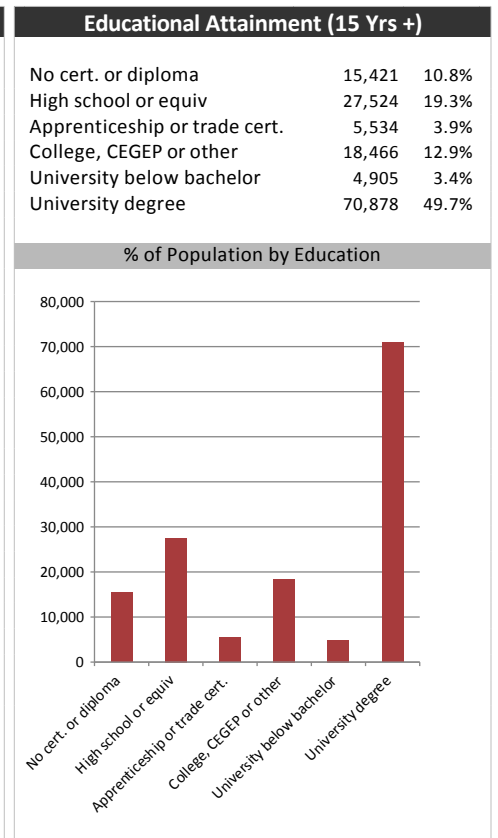
Age of Home Owners		
15 to 24 years	5,480	6.7%
25 to 34 years	19,739	24.0%
35 to 44 years	13,323	16.2%
45 to 54 years	13,835	16.9%
55 to 64 years	13,187	16.1%
65 to 74 years	9,738	11.9%
75 years or over	6,776	8.3%

Population & Household Summary	
Total Population	167,004
Population Growth 2011-2016	4.5%
Population Growth 2016-2021	4.4%
Total Households	82,078
Household Growth 2011-2016	5.3%
Household Growth 2016-2021	4.7%
% of Households with Children	25.3%
% of Households - Married w/ Kids	16.0%
% of Households - Single Parent	9.2%

% of Households by Household Size	
1	43.5%
2	32.5%
3	11.5%
4-5	11.0%
6+	1.5%



Visible Minorities & Language	
Population by Visible Minority	
Chinese	2.6%
South Asian	2.9%
Black	8.0%
Filipino	1.1%
Latin American	1.6%
Southeast Asian	1.1%
Arab	3.2%
West Asian	0.9%
Korean	0.3%
Japanese	0.4%
Visible minority, n.i.e.	0.2%
Multiple visible minorities	0.6%
Population by Mother Tongue	
Single Responses	96.6%
English	54.0%
French	23.6%
Non-Official languages	19.0%
Multiple responses	3.4%



Ottawa East News



Distribution Map

Map

