

# Ottawa West News



## Summary Report

January 17, 2017

Market Information		
Average Household Spending / Yr		
Mortgage payments	\$	4,900
Cell Phone, Pager & Services	\$	986
Internet Access Services	\$	502
Home Renovations	\$	467
Retirement & pension fund payments	\$	2,790
Lotteries	\$	681
Health Insurance	\$	1,354
Household appliances	\$	550
Furnishings	\$	1,512
Computer hardware	\$	257
Auto/Truck Purchase	\$	3,983
Auto/Truck Rental or Lease	\$	494
Air Travel	\$	1,012

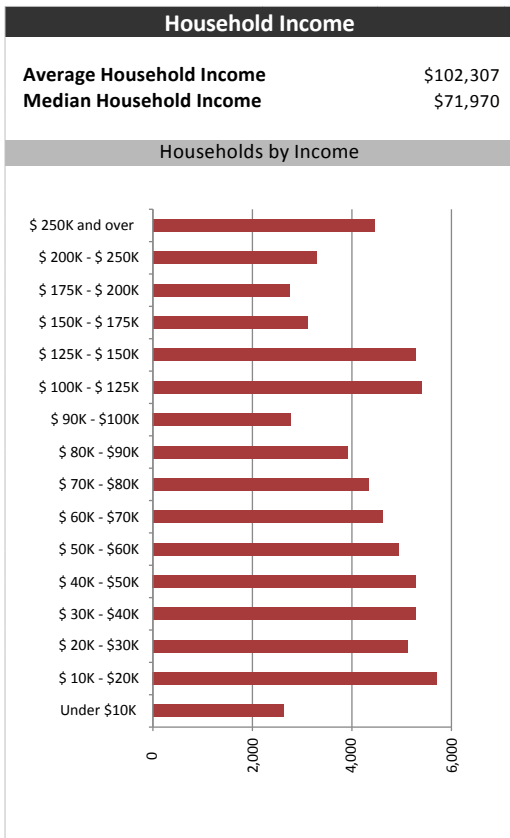
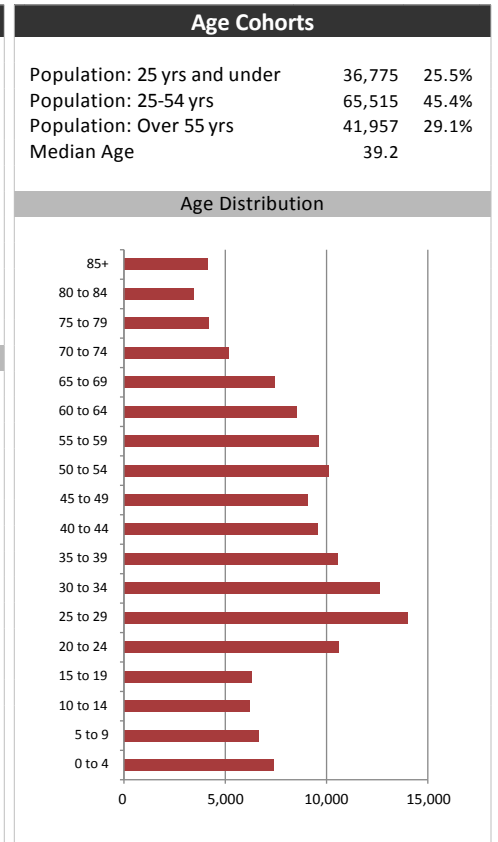
  

Age of Home Owners		
15 to 24 years	3,523	5.1%
25 to 34 years	14,583	21.3%
35 to 44 years	11,538	16.9%
45 to 54 years	12,091	17.7%
55 to 64 years	11,517	16.8%
65 to 74 years	8,339	12.2%
75 years or over	6,852	10.0%

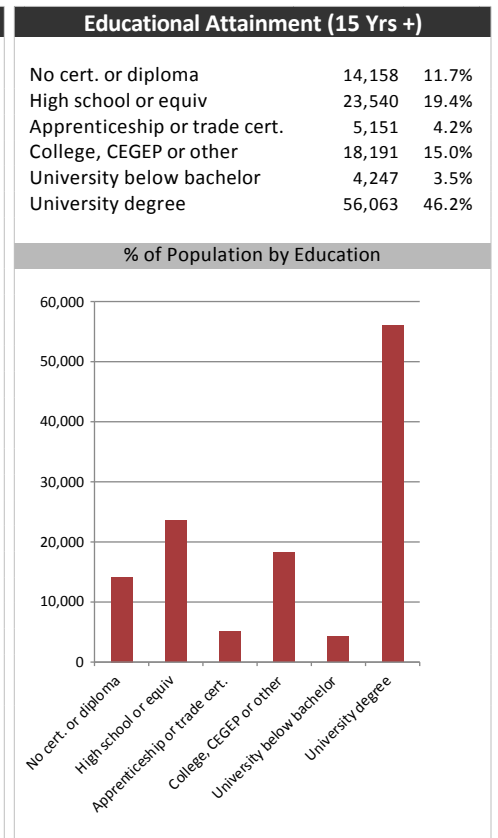
Population & Household Summary	
Total Population	144,247
Population Growth 2011-2016	4.4%
Population Growth 2016-2021	4.3%
Total Households	68,444
Household Growth 2011-2016	5.5%
Household Growth 2016-2021	5.1%
% of Households with Children	29.0%
% of Households - Married w/ Kids	19.1%
% of Households - Single Parent	9.9%

% of Households by Household Size	
1	41.0%
2	32.5%
3	12.5%
4-5	12.5%
6+	2.0%



Visible Minorities & Language	
<b>Population by Visible Minority</b>	
Chinese	4.5%
South Asian	2.8%
Black	5.9%
Filipino	1.3%
Latin American	1.2%
Southeast Asian	2.5%
Arab	3.6%
West Asian	1.0%
Korean	0.3%
Japanese	0.3%
Visible minority, n.i.e.	0.3%
Multiple visible minorities	0.9%
<b>Population by Mother Tongue</b>	
Single Responses	97.0%
English	63.8%
French	9.0%
Non-Official languages	24.3%
Multiple responses	3.0%



# Ottawa West News



## Distribution Map

Map

