

Parry Sound Beacon Star



Summary Report

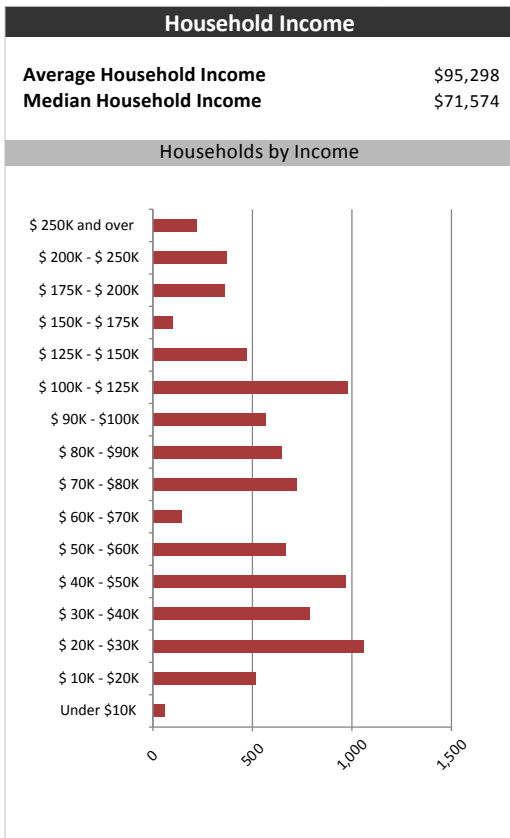
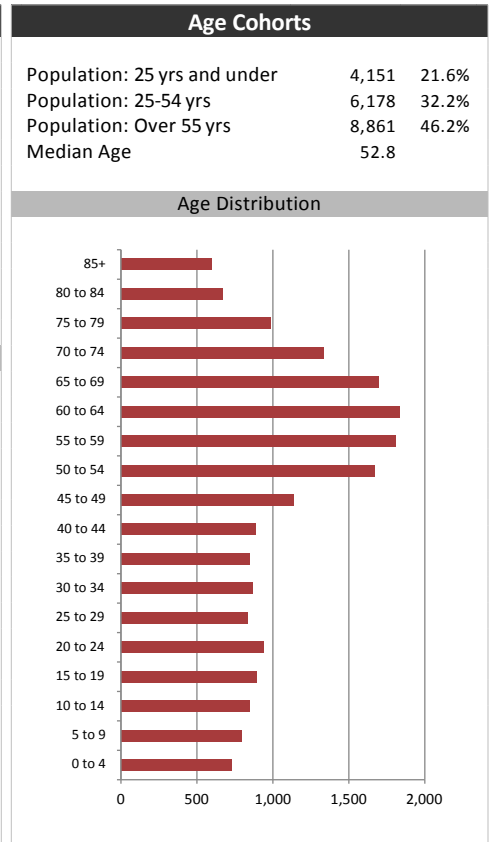
January 10, 2018

Market Information		
Average Household Spending / Yr		
Mortgage payments	\$	3,425
Cell Phone, Pager & Services	\$	914
Internet Access Services	\$	477
Home Renovations	\$	2,517
Retirement & pension fund payments	\$	1,592
Lotteries	\$	1,315
Health Insurance	\$	396
Household appliances	\$	767
Furnishings	\$	1,052
Computer hardware	\$	152
Auto/Truck Purchase	\$	6,518
Auto/Truck Rental or Lease	\$	72
Air Travel	\$	447

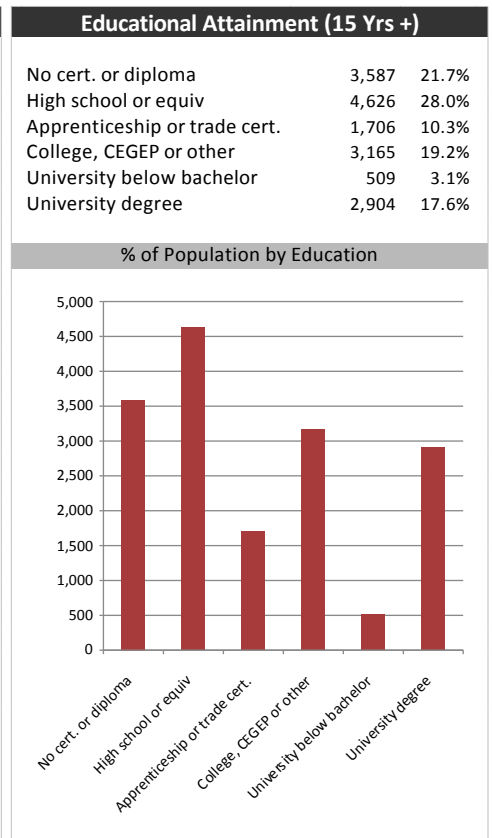
Age of Home Owners		
15 to 24 years	244	2.9%
25 to 34 years	724	8.5%
35 to 44 years	842	9.9%
45 to 54 years	1,412	16.6%
55 to 64 years	2,121	24.9%
65 to 74 years	1,705	20.0%
75 years or over	1,475	17.3%

Population & Household Summary	
Total Population	19,190
Population Growth 2012-2017	-1.4%
Population Growth 2017-2022	1.4%
Total Households	8,523
Household Growth 2012-2017	0.4%
Household Growth 2017-2022	1.6%
% of Households with Children	30.7%
% of Households - Married w/ Kids	21.7%
% of Households - Single Parent	9.0%

% of Households by Household Size	
1	28.5%
2	41.5%
3	13.0%
4-5	15.0%
6+	1.5%



Visible Minorities & Language	
Population by Visible Minority	
Chinese	0.3%
South Asian	0.1%
Black	0.2%
Filipino	0.2%
Latin American	0.0%
Southeast Asian	0.1%
Arab	0.0%
West Asian	0.0%
Korean	0.1%
Japanese	0.0%
Visible minority, n.i.e.	0.2%
Multiple visible minorities	0.0%
Population by Mother Tongue	
Single Responses	99.5%
English	91.7%
French	1.8%
Non-Official languages	6.1%
Multiple responses	0.5%



Parry Sound Beacon Star

Distribution Map

Map

