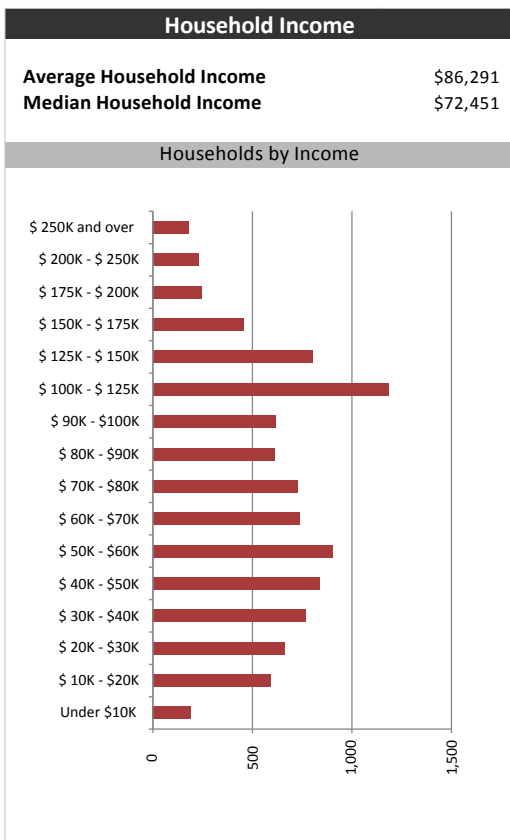
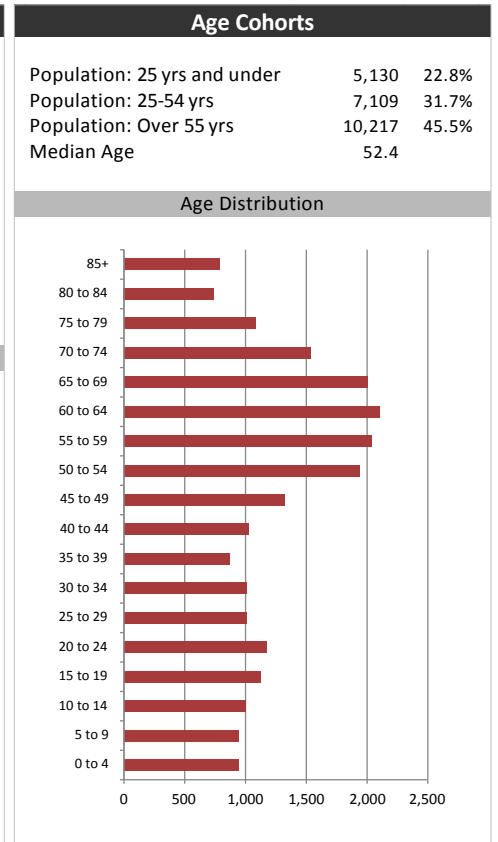
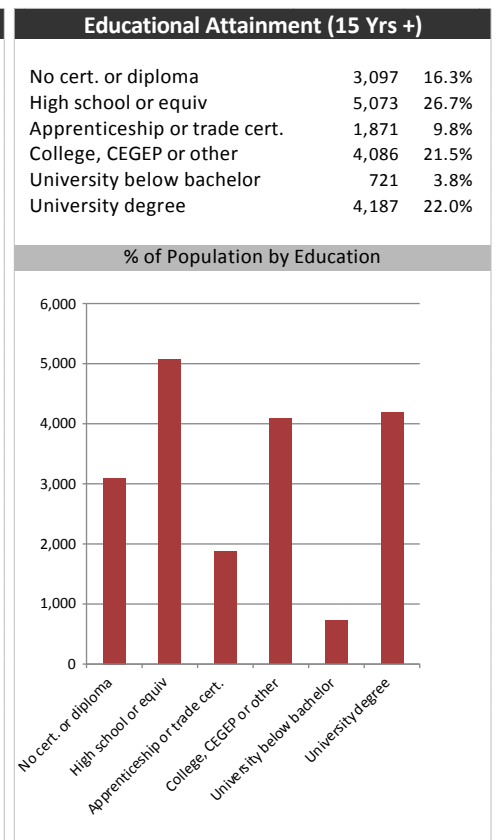


Market Information		
Average Household Spending / Yr		
Mortgage payments	\$	5,482
Cell Phone, Pager & Services	\$	840
Internet Access Services	\$	443
Home Renovations	\$	465
Retirement & pension fund payments	\$	1,604
Lotteries	\$	817
Health Insurance	\$	1,486
Household appliances	\$	686
Furnishings	\$	1,063
Computer hardware	\$	156
Auto/Truck Purchase	\$	5,367
Auto/Truck Rental or Lease	\$	396
Air Travel	\$	620
Age of Home Owners		
15 to 24 years	131	1.4%
25 to 34 years	798	8.3%
35 to 44 years	790	8.2%
45 to 54 years	1,890	19.6%
55 to 64 years	2,374	24.6%
65 to 74 years	2,168	22.5%
75 years or over	1,485	15.4%

Population & Household Summary	
Total Population	22,455
Population Growth 2011-2016	0.4%
Population Growth 2016-2021	1.6%
Total Households	9,637
Household Growth 2011-2016	1.0%
Household Growth 2016-2021	1.4%
% of Households with Children	32.0%
% of Households - Married w/ Kids	24.2%
% of Households - Single Parent	7.8%
% of Households by Household Size	



Visible Minorities & Language	
Population by Visible Minority	
Chinese	0.2%
South Asian	0.3%
Black	0.2%
Filipino	0.0%
Latin American	0.1%
Southeast Asian	0.0%
Arab	0.0%
West Asian	0.0%
Korean	0.0%
Japanese	0.0%
Visible minority, n.i.e.	0.1%
Multiple visible minorities	0.3%
Population by Mother Tongue	
Single Responses	99.5%
English	94.4%
French	2.9%
Non-Official languages	2.2%
Multiple responses	0.5%



Perth Courier

Map

