

Petrolia Lambton Independent



Summary Report

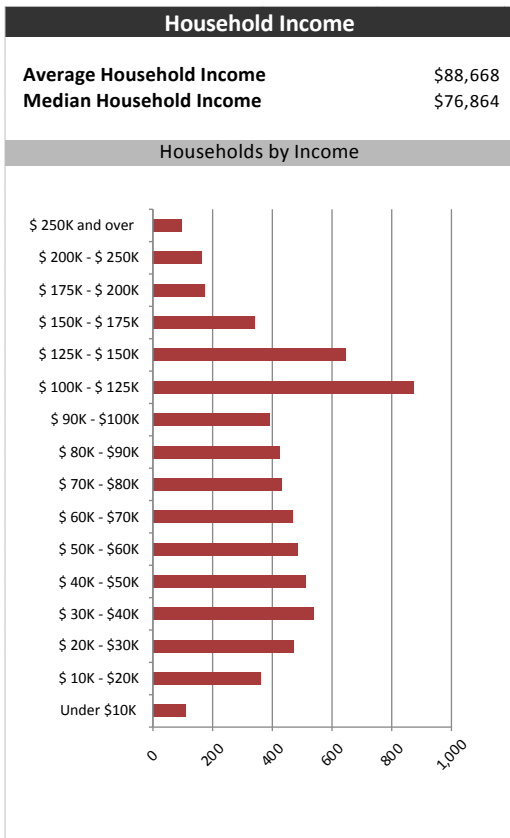
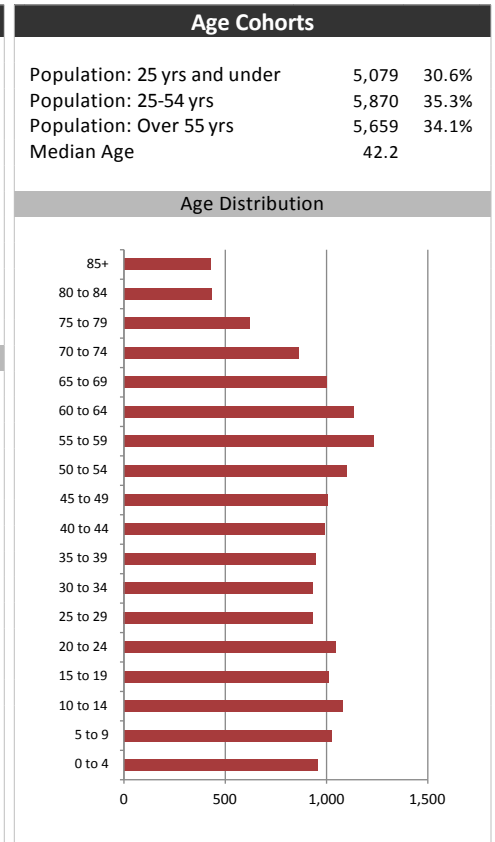
January 10, 2018

Market Information		
Average Household Spending / Yr		
Mortgage payments	\$	4,952
Cell Phone, Pager & Services	\$	1,124
Internet Access Services	\$	484
Home Renovations	\$	501
Retirement & pension fund payments	\$	1,160
Lotteries	\$	1,027
Health Insurance	\$	346
Household appliances	\$	652
Furnishings	\$	800
Computer hardware	\$	215
Auto/Truck Purchase	\$	6,178
Auto/Truck Rental or Lease	\$	70
Air Travel	\$	539

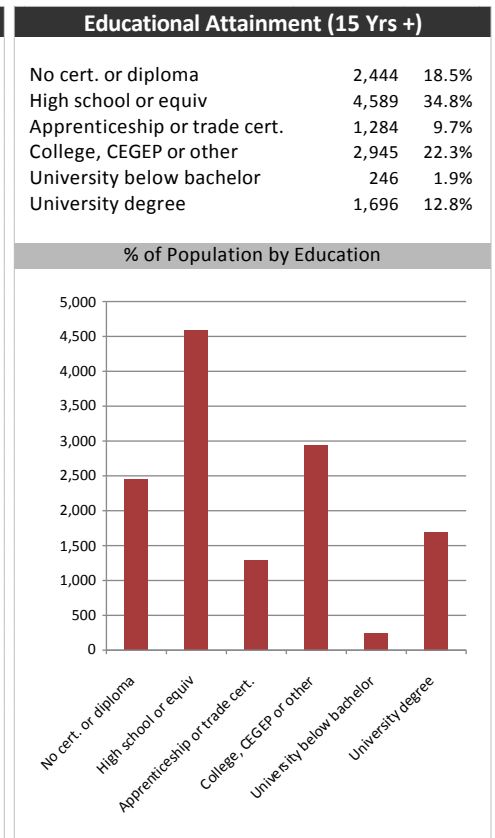
Age of Home Owners		
15 to 24 years	90	1.4%
25 to 34 years	775	12.1%
35 to 44 years	951	14.9%
45 to 54 years	1,041	16.3%
55 to 64 years	1,389	21.7%
65 to 74 years	1,219	19.0%
75 years or over	938	14.6%

Population & Household Summary	
Total Population	16,608
Population Growth 2012-2017	-0.5%
Population Growth 2017-2022	1.1%
Total Households	6,404
Household Growth 2012-2017	0.3%
Household Growth 2017-2022	0.9%
% of Households with Children	43.4%
% of Households - Married w/ Kids	34.8%
% of Households - Single Parent	8.7%

% of Households by Household Size	
1	23.5%
2	37.0%
3	14.5%
4-5	21.5%
6+	3.5%



Visible Minorities & Language	
Population by Visible Minority	
Chinese	0.1%
South Asian	0.0%
Black	0.1%
Filipino	0.0%
Latin American	0.1%
Southeast Asian	0.0%
Arab	0.1%
West Asian	0.0%
Korean	0.1%
Japanese	0.0%
Visible minority, n.i.e.	0.1%
Multiple visible minorities	0.1%
Population by Mother Tongue	
Single Responses	99.6%
English	94.1%
French	1.2%
Non-Official languages	4.3%
Multiple responses	0.4%



Petrolia Lambton Independent

Map

