

Picton County Weekly News



Summary Report

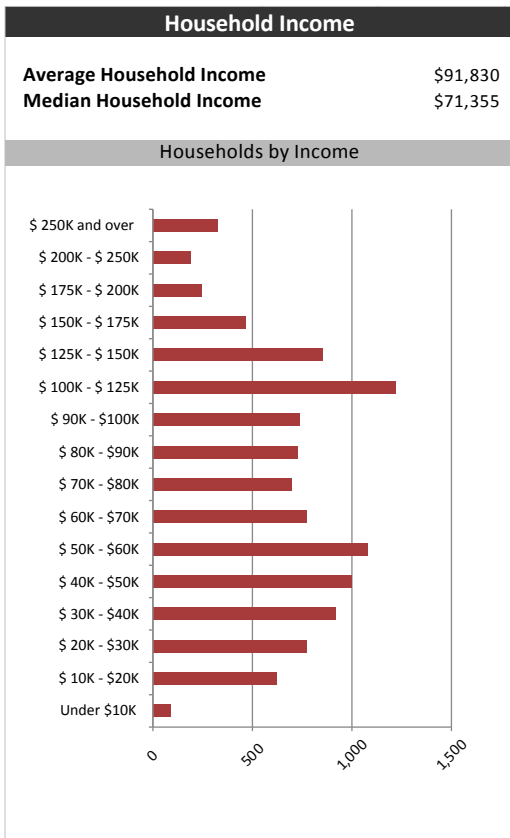
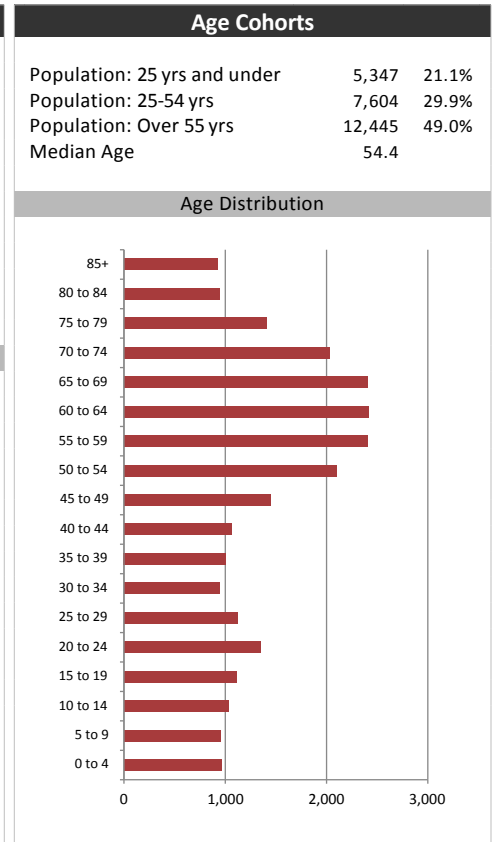
January 10, 2018

Market Information		
Average Household Spending / Yr		
Mortgage payments	\$	4,518
Cell Phone, Pager & Services	\$	816
Internet Access Services	\$	487
Home Renovations	\$	780
Retirement & pension fund payments	\$	1,149
Lotteries	\$	1,014
Health Insurance	\$	761
Household appliances	\$	749
Furnishings	\$	1,367
Computer hardware	\$	131
Auto/Truck Purchase	\$	7,760
Auto/Truck Rental or Lease	\$	142
Air Travel	\$	462

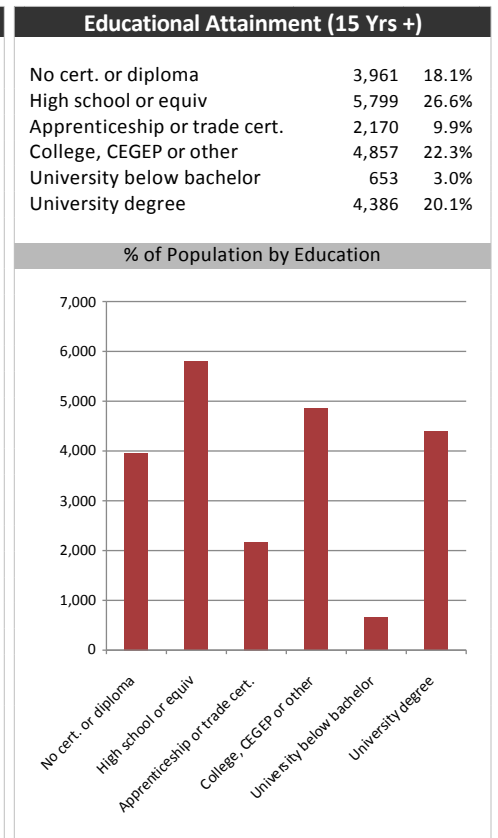
Age of Home Owners		
15 to 24 years	132	1.2%
25 to 34 years	835	7.9%
35 to 44 years	1,038	9.8%
45 to 54 years	1,865	17.6%
55 to 64 years	2,438	23.0%
65 to 74 years	2,589	24.5%
75 years or over	1,686	15.9%

Population & Household Summary	
Total Population	25,395
Population Growth 2012-2017	-1.3%
Population Growth 2017-2022	1.3%
Total Households	10,584
Household Growth 2012-2017	-1.7%
Household Growth 2017-2022	0.9%
% of Households with Children	31.2%
% of Households - Married w/ Kids	23.8%
% of Households - Single Parent	7.4%

% of Households by Household Size	
1	23.5%
2	45.0%
3	13.5%
4-5	15.5%
6+	2.5%



Visible Minorities & Language	
Population by Visible Minority	
Chinese	0.3%
South Asian	0.1%
Black	0.7%
Filipino	0.1%
Latin American	0.2%
Southeast Asian	0.1%
Arab	0.0%
West Asian	0.1%
Korean	0.1%
Japanese	0.1%
Visible minority, n.i.e.	0.0%
Multiple visible minorities	0.1%
Population by Mother Tongue	
Single Responses	99.6%
English	93.4%
French	1.5%
Non-Official languages	4.7%
Multiple responses	0.4%



Picton County Weekly News



Distribution Map

Map

