

# Port Colborne InPort News



## Summary Report

January 17, 2017

Market Information		
Average Household Spending / Yr		
Mortgage payments	\$	4,218
Cell Phone, Pager & Services	\$	784
Internet Access Services	\$	404
Home Renovations	\$	232
Retirement & pension fund payments	\$	1,144
Lotteries	\$	936
Health Insurance	\$	577
Household appliances	\$	594
Furnishings	\$	1,015
Computer hardware	\$	157
Auto/Truck Purchase	\$	3,847
Auto/Truck Rental or Lease	\$	317
Air Travel	\$	337

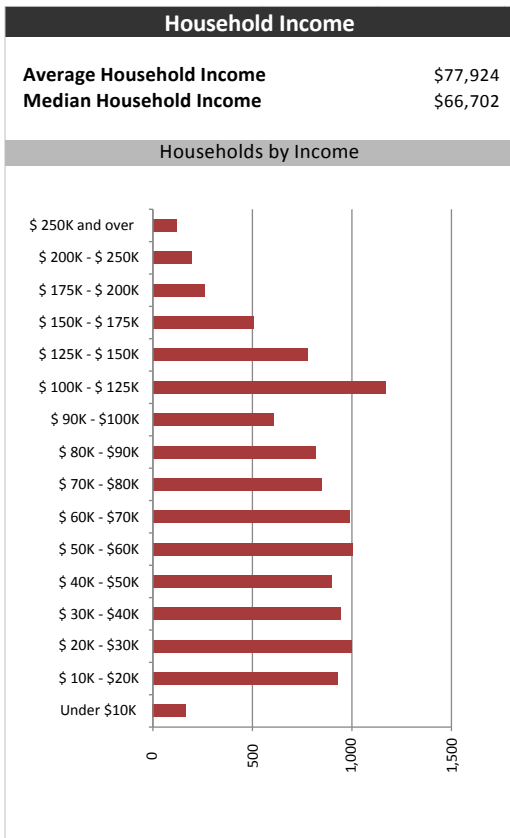
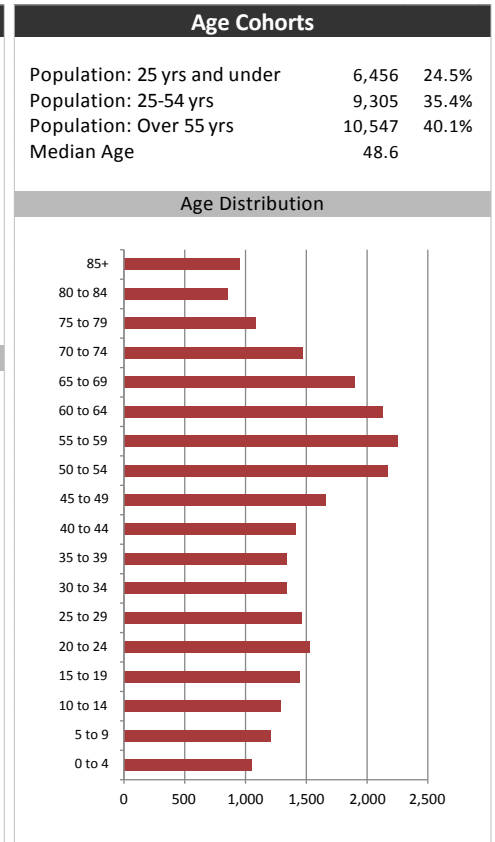
  

Age of Home Owners		
15 to 24 years	221	2.0%
25 to 34 years	1,091	9.8%
35 to 44 years	1,460	13.1%
45 to 54 years	2,199	19.8%
55 to 64 years	2,543	22.9%
65 to 74 years	1,833	16.5%
75 years or over	1,757	15.8%

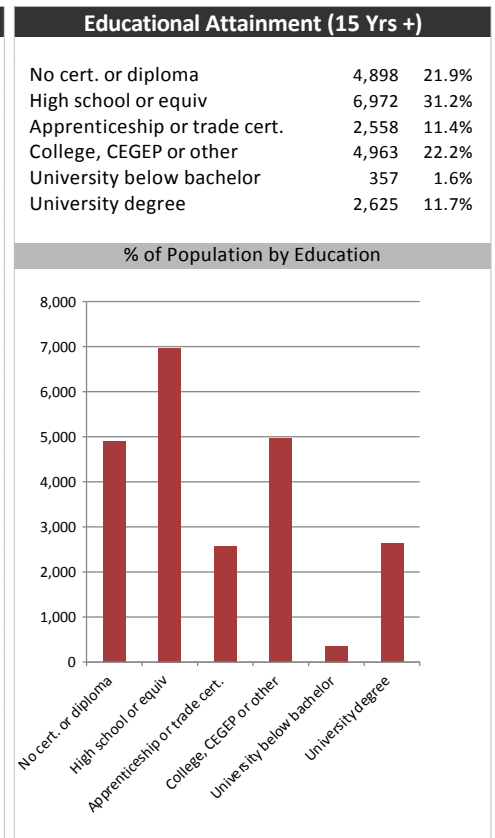
Population & Household Summary	
Total Population	26,308
Population Growth 2011-2016	2.0%
Population Growth 2016-2021	2.7%
Total Households	11,104
Household Growth 2011-2016	3.9%
Household Growth 2016-2021	3.6%
% of Households with Children	35.7%
% of Households - Married w/ Kids	25.7%
% of Households - Single Parent	10.0%

% of Households by Household Size	
1	27.5%
2	37.5%
3	15.0%
4-5	17.0%
6+	3.0%



Visible Minorities & Language	
<b>Population by Visible Minority</b>	
Chinese	0.1%
South Asian	0.2%
Black	0.5%
Filipino	0.1%
Latin American	0.4%
Southeast Asian	0.1%
Arab	0.1%
West Asian	0.0%
Korean	0.1%
Japanese	0.0%
Visible minority, n.i.e.	0.2%
Multiple visible minorities	0.0%
<b>Population by Mother Tongue</b>	
Single Responses	99.0%
English	86.8%
French	4.2%
Non-Official languages	8.0%
Multiple responses	1.0%



# Port Colborne InPort News



## Distribution Map

Map

