

Market Information		
Average Household Spending / Yr		
Mortgage payments	\$	4,241
Cell Phone, Pager & Services	\$	867
Internet Access Services	\$	444
Home Renovations	\$	615
Retirement & pension fund payments	\$	1,393
Lotteries	\$	1,205
Health Insurance	\$	407
Household appliances	\$	649
Furnishings	\$	1,078
Computer hardware	\$	91
Auto/Truck Purchase	\$	6,140
Auto/Truck Rental or Lease	\$	86
Air Travel	\$	698

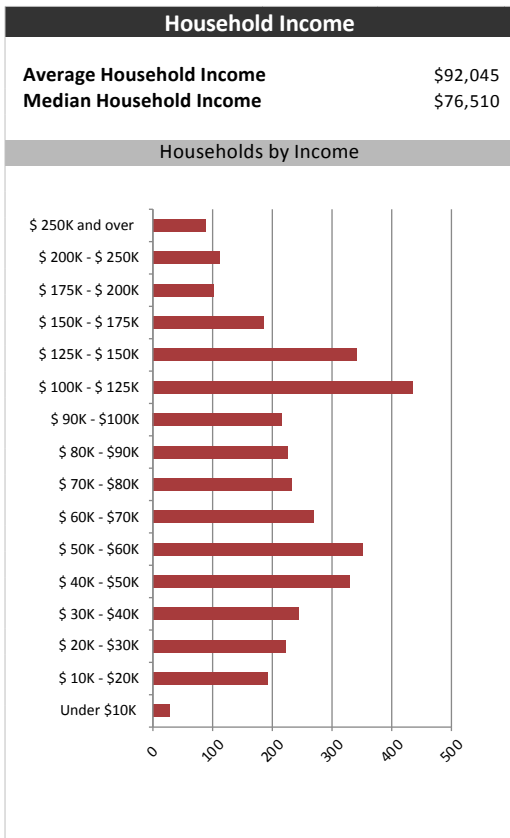
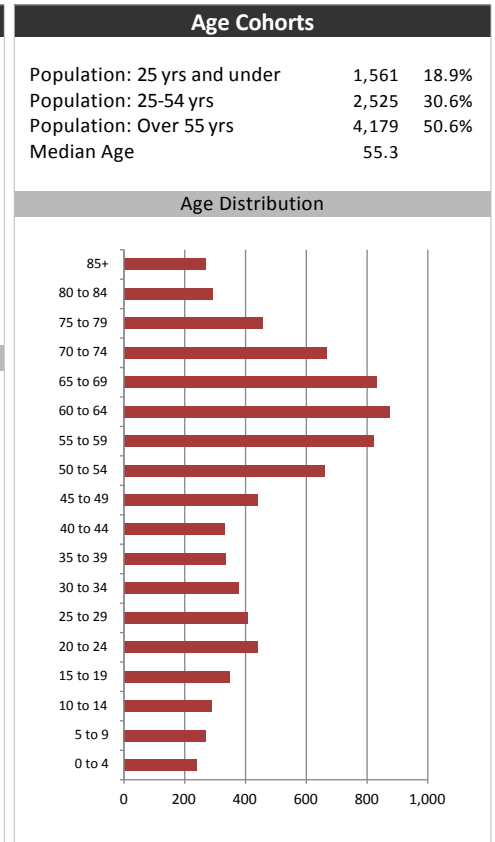
  

Age of Home Owners		
15 to 24 years	42	1.2%
25 to 34 years	212	6.0%
35 to 44 years	334	9.4%
45 to 54 years	570	16.1%
55 to 64 years	949	26.9%
65 to 74 years	745	21.1%
75 years or over	679	19.2%

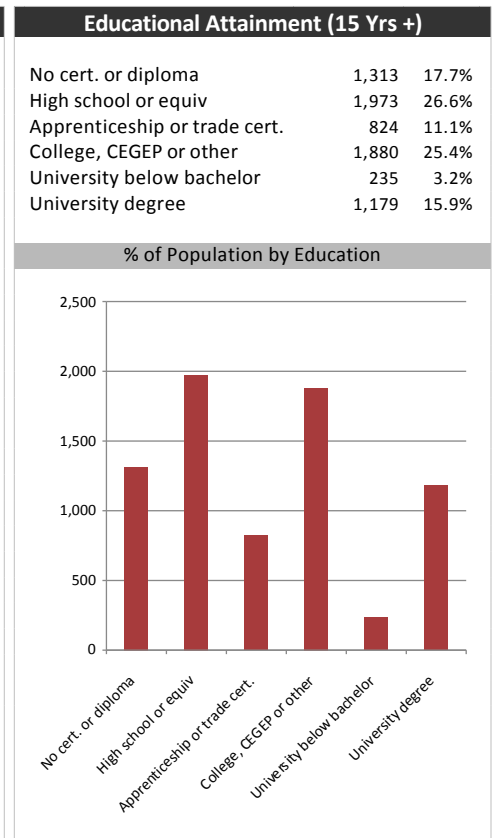
Population & Household Summary	
Total Population	8,265
Population Growth 2012-2017	3.7%
Population Growth 2017-2022	5.8%
Total Households	3,532
Household Growth 2012-2017	-0.5%
Household Growth 2017-2022	5.3%
% of Households with Children	29.1%
% of Households - Married w/ Kids	20.7%
% of Households - Single Parent	8.4%

% of Households by Household Size	
1	26.5%
2	45.5%
3	13.0%
4-5	13.5%
6+	1.5%



Visible Minorities & Language	
<b>Population by Visible Minority</b>	
Chinese	0.2%
South Asian	0.0%
Black	1.3%
Filipino	0.1%
Latin American	0.1%
Southeast Asian	0.1%
Arab	0.0%
West Asian	0.0%
Korean	0.1%
Japanese	0.1%
Visible minority, n.i.e.	0.3%
Multiple visible minorities	0.2%
<b>Population by Mother Tongue</b>	
Single Responses	99.8%
English	93.8%
French	1.1%
Non-Official languages	4.9%
Multiple responses	0.2%



# Port Dover Maple Leaf

## Distribution Map

Map

