

# Port Elgin Shoreline Beacon



## Summary Report

January 10, 2018

Market Information		
Average Household Spending / Yr		
Mortgage payments	\$	7,453
Cell Phone, Pager & Services	\$	1,051
Internet Access Services	\$	511
Home Renovations	\$	1,057
Retirement & pension fund payments	\$	2,838
Lotteries	\$	756
Health Insurance	\$	735
Household appliances	\$	624
Furnishings	\$	1,883
Computer hardware	\$	226
Auto/Truck Purchase	\$	10,744
Auto/Truck Rental or Lease	\$	174
Air Travel	\$	612

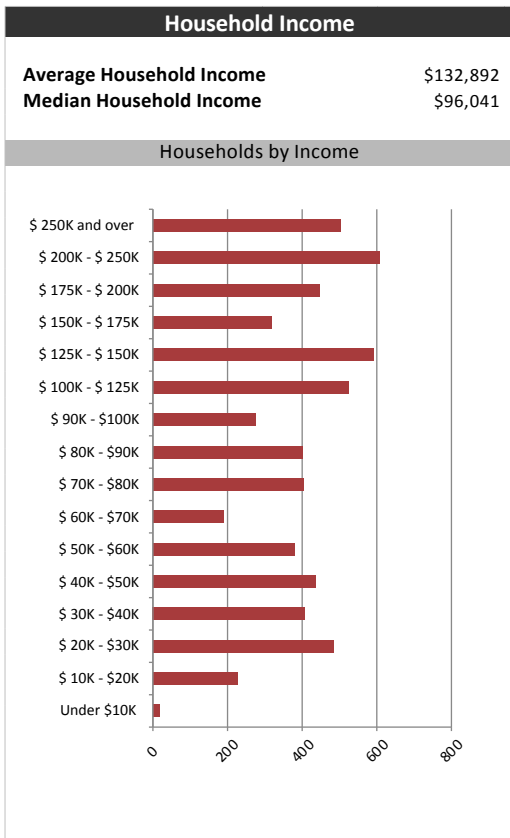
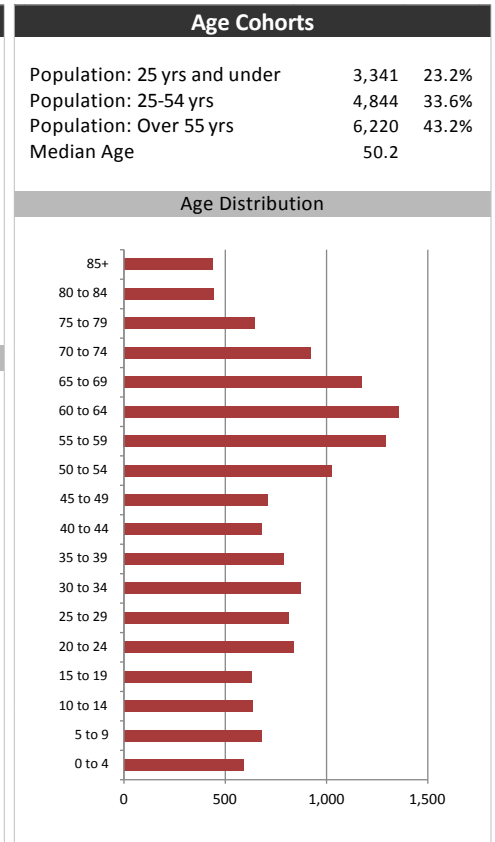
  

Age of Home Owners		
15 to 24 years	106	1.7%
25 to 34 years	866	14.1%
35 to 44 years	825	13.4%
45 to 54 years	908	14.8%
55 to 64 years	1,358	22.1%
65 to 74 years	1,179	19.2%
75 years or over	910	14.8%

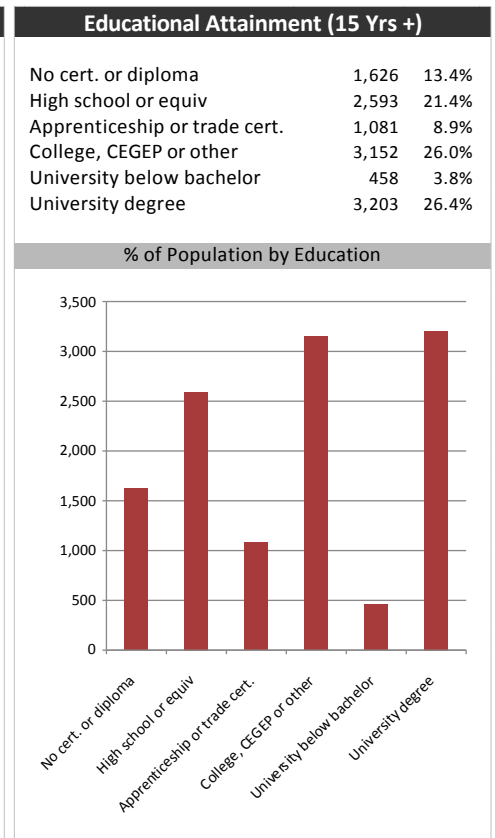
Population & Household Summary	
Total Population	14,406
Population Growth 2012-2017	4.3%
Population Growth 2017-2022	3.6%
Total Households	6,153
Household Growth 2012-2017	4.2%
Household Growth 2017-2022	3.3%
% of Households with Children	33.6%
% of Households - Married w/ Kids	26.2%
% of Households - Single Parent	7.4%

% of Households by Household Size	
1	27.5%
2	42.5%
3	13.0%
4-5	16.0%
6+	1.0%



Visible Minorities & Language	
<b>Population by Visible Minority</b>	
Chinese	0.6%
South Asian	1.7%
Black	0.5%
Filipino	0.1%
Latin American	0.3%
Southeast Asian	0.3%
Arab	0.0%
West Asian	0.4%
Korean	0.1%
Japanese	0.0%
Visible minority, n.i.e.	0.5%
Multiple visible minorities	0.0%
<b>Population by Mother Tongue</b>	
Single Responses	99.5%
English	91.8%
French	1.7%
Non-Official languages	6.1%
Multiple responses	0.5%



# Port Elgin Shoreline Beacon

*Distribution Map*

Map

