

# Port Perry/Uxbridge, The Standard



## Summary Report

January 17, 2017

Market Information		
Average Household Spending / Yr		
Mortgage payments	\$	7,893
Cell Phone, Pager & Services	\$	1,207
Internet Access Services	\$	529
Home Renovations	\$	687
Retirement & pension fund payments	\$	2,236
Lotteries	\$	1,003
Health Insurance	\$	841
Household appliances	\$	737
Furnishings	\$	1,627
Computer hardware	\$	279
Auto/Truck Purchase	\$	5,848
Auto/Truck Rental or Lease	\$	848
Air Travel	\$	803

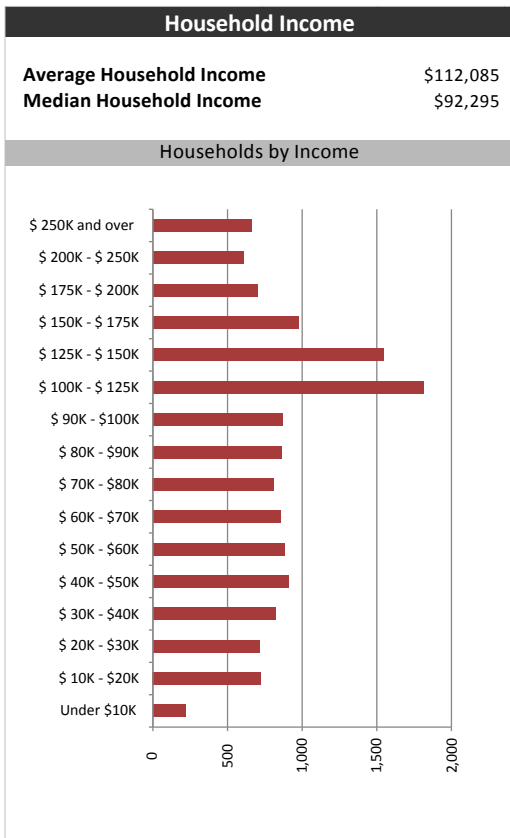
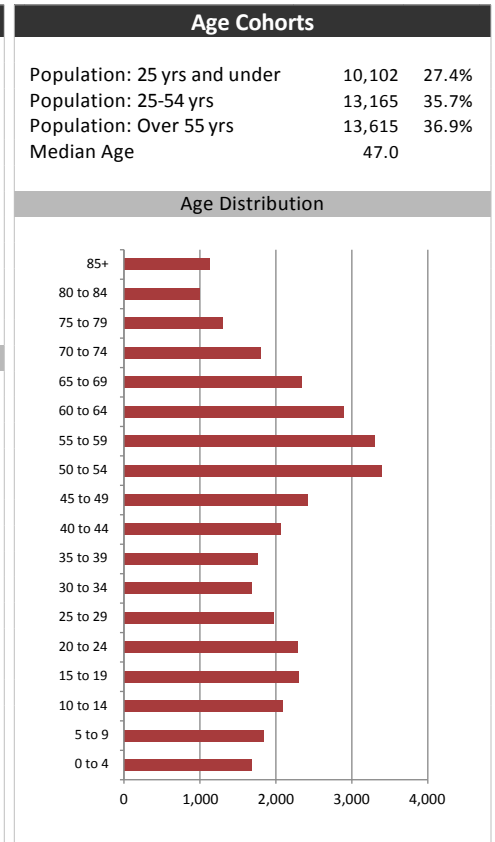
  

Age of Home Owners		
15 to 24 years	151	1.1%
25 to 34 years	1,213	8.8%
35 to 44 years	1,794	13.0%
45 to 54 years	3,083	22.3%
55 to 64 years	3,110	22.5%
65 to 74 years	2,491	18.0%
75 years or over	1,964	14.2%

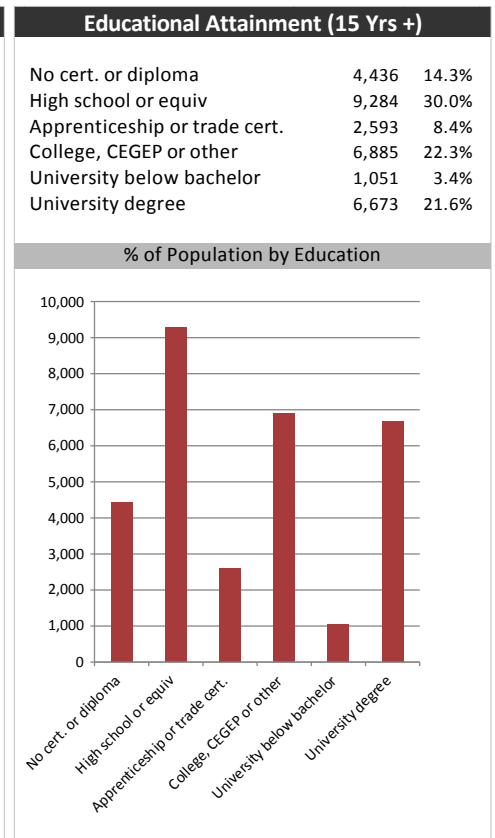
Population & Household Summary	
Total Population	36,882
Population Growth 2011-2016	4.2%
Population Growth 2016-2021	5.1%
Total Households	13,807
Household Growth 2011-2016	5.6%
Household Growth 2016-2021	5.4%
% of Households with Children	43.4%
% of Households - Married w/ Kids	34.0%
% of Households - Single Parent	9.4%

% of Households by Household Size	
1	18.8%
2	36.2%
3	16.8%
4-5	25.2%
6+	2.8%



Visible Minorities & Language	
<b>Population by Visible Minority</b>	
Chinese	0.4%
South Asian	0.3%
Black	0.6%
Filipino	0.3%
Latin American	0.2%
Southeast Asian	0.1%
Arab	0.1%
West Asian	0.1%
Korean	0.4%
Japanese	0.1%
Visible minority, n.i.e.	0.3%
Multiple visible minorities	0.0%
<b>Population by Mother Tongue</b>	
Single Responses	99.5%
English	92.9%
French	1.1%
Non-Official languages	5.5%
Multiple responses	0.5%



# Port Perry/Uxbridge, The Standard



*Distribution Map*

Map

