

# Port Stanley, The Lake Erie Beacon



## Summary Report

January 17, 2017

Market Information		
Average Household Spending / Yr		
Mortgage payments	\$	4,977
Cell Phone, Pager & Services	\$	964
Internet Access Services	\$	448
Home Renovations	\$	252
Retirement & pension fund payments	\$	1,471
Lotteries	\$	433
Health Insurance	\$	1,082
Household appliances	\$	849
Furnishings	\$	1,114
Computer hardware	\$	321
Auto/Truck Purchase	\$	5,624
Auto/Truck Rental or Lease	\$	560
Air Travel	\$	308

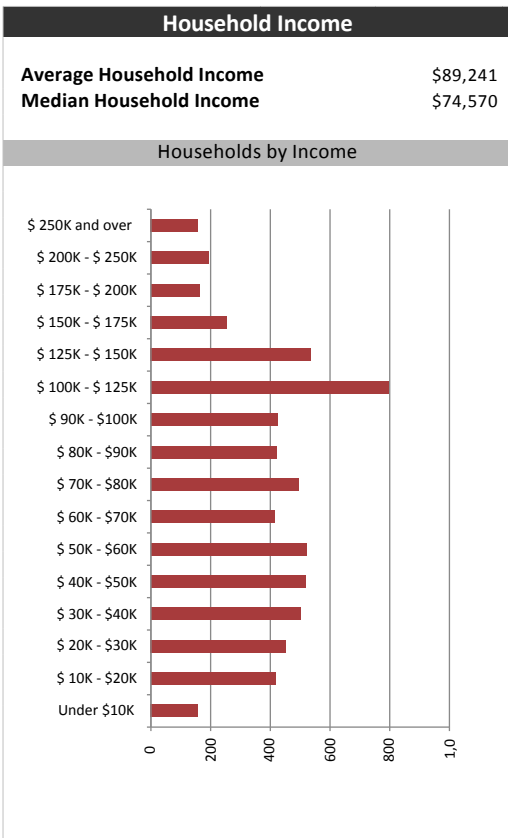
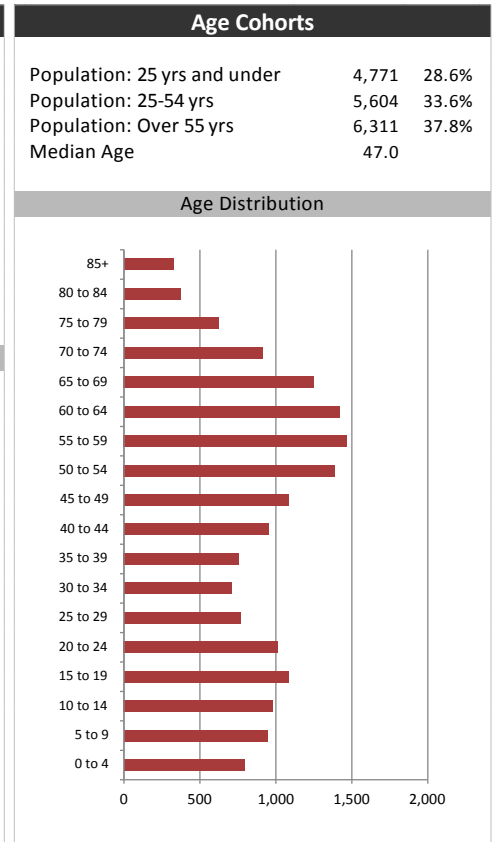
  

Age of Home Owners		
15 to 24 years	100	1.6%
25 to 34 years	617	9.7%
35 to 44 years	905	14.2%
45 to 54 years	1,359	21.4%
55 to 64 years	1,620	25.5%
65 to 74 years	1,111	17.5%
75 years or over	643	10.1%

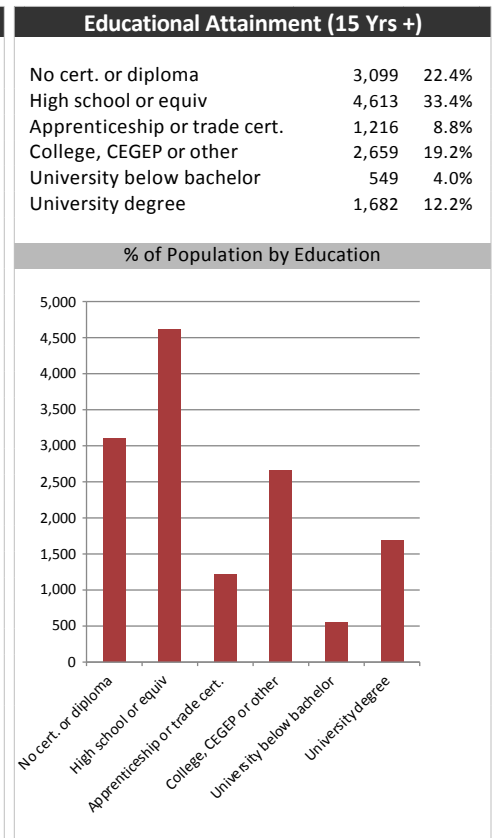
Population & Household Summary	
Total Population	16,686
Population Growth 2011-2016	-0.6%
Population Growth 2016-2021	1.4%
Total Households	6,355
Household Growth 2011-2016	-0.4%
Household Growth 2016-2021	1.4%
% of Households with Children	39.6%
% of Households - Married w/ Kids	32.2%
% of Households - Single Parent	7.4%

% of Households by Household Size	
1	20.0%
2	40.0%
3	15.0%
4-5	20.0%
6+	5.0%



Visible Minorities & Language	
<b>Population by Visible Minority</b>	
Chinese	0.2%
South Asian	0.1%
Black	0.4%
Filipino	0.0%
Latin American	0.3%
Southeast Asian	0.4%
Arab	0.1%
West Asian	0.0%
Korean	0.0%
Japanese	0.0%
Visible minority, n.i.e.	0.0%
Multiple visible minorities	0.1%
<b>Population by Mother Tongue</b>	
Single Responses	99.3%
English	84.4%
French	1.3%
Non-Official languages	13.6%
Multiple responses	0.7%



# Port Stanley, The Lake Erie Beacon



*Distribution Map*

Map

