

Quinte West News



Summary Report

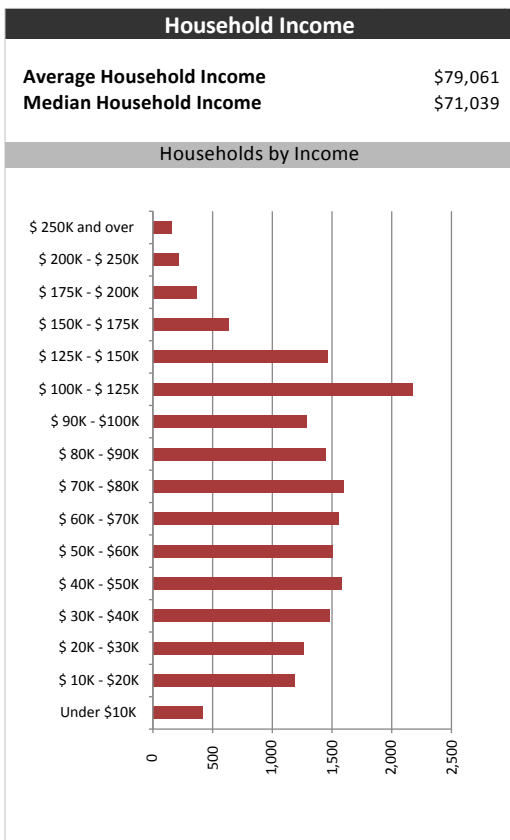
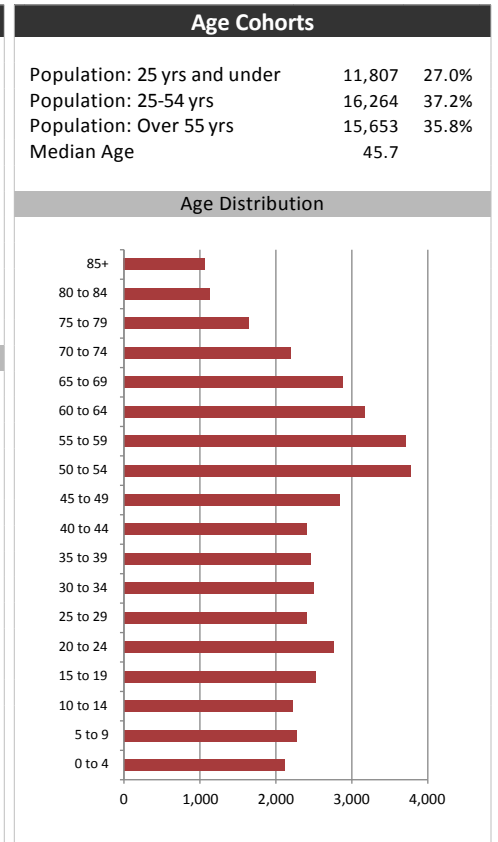
January 17, 2017

Market Information		
Average Household Spending / Yr		
Mortgage payments	\$	4,420
Cell Phone, Pager & Services	\$	771
Internet Access Services	\$	450
Home Renovations	\$	261
Retirement & pension fund payments	\$	1,812
Lotteries	\$	866
Health Insurance	\$	1,080
Household appliances	\$	699
Furnishings	\$	1,234
Computer hardware	\$	174
Auto/Truck Purchase	\$	4,328
Auto/Truck Rental or Lease	\$	356
Air Travel	\$	190

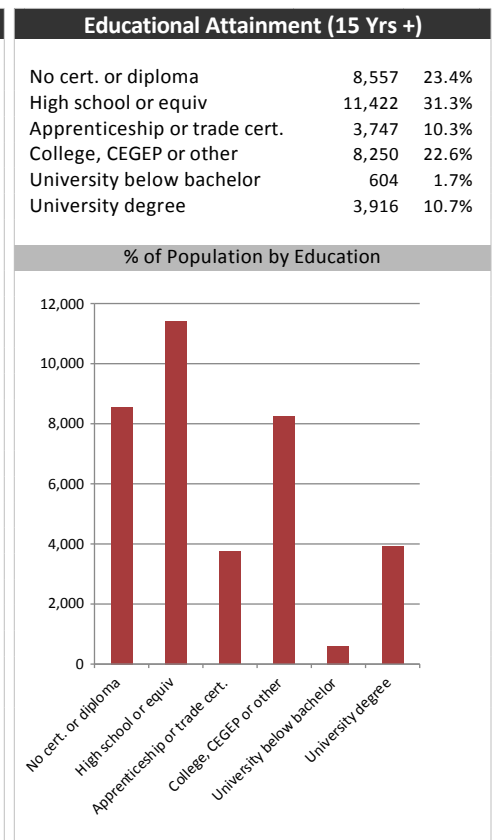
Age of Home Owners		
15 to 24 years	533	2.9%
25 to 34 years	2,591	14.3%
35 to 44 years	2,655	14.6%
45 to 54 years	3,639	20.1%
55 to 64 years	3,673	20.3%
65 to 74 years	2,942	16.2%
75 years or over	2,097	11.6%

Population & Household Summary	
Total Population	43,724
Population Growth 2011-2016	0.7%
Population Growth 2016-2021	1.4%
Total Households	18,130
Household Growth 2011-2016	2.1%
Household Growth 2016-2021	1.8%
% of Households with Children	37.8%
% of Households - Married w/ Kids	27.8%
% of Households - Single Parent	9.9%

% of Households by Household Size	
1	24.0%
2	39.5%
3	15.5%
4-5	18.5%
6+	2.5%



Visible Minorities & Language	
Population by Visible Minority	
Chinese	0.6%
South Asian	0.4%
Black	0.7%
Filipino	0.2%
Latin American	0.1%
Southeast Asian	0.1%
Arab	0.1%
West Asian	0.1%
Korean	0.2%
Japanese	0.2%
Visible minority, n.i.e.	0.0%
Multiple visible minorities	0.0%
Population by Mother Tongue	
Single Responses	99.4%
English	91.4%
French	4.2%
Non-Official languages	3.8%
Multiple responses	0.6%



Quinte West News



Distribution Map

Map

