

Renfrew Mercury



Summary Report

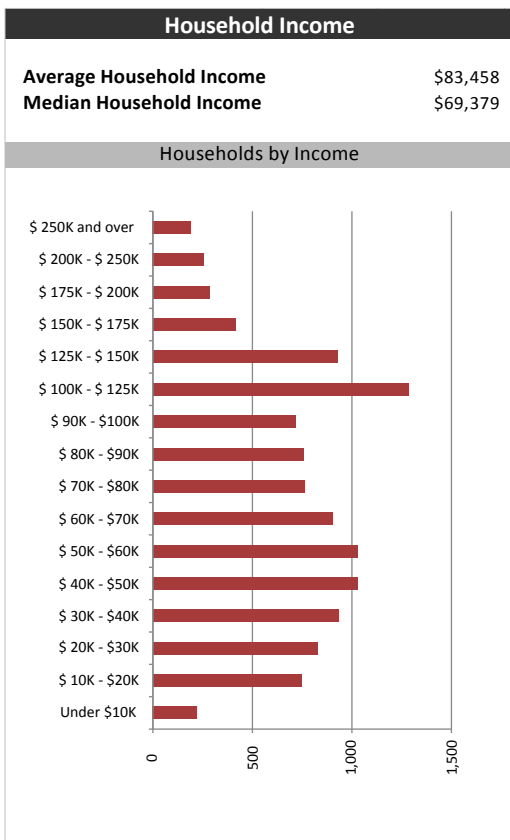
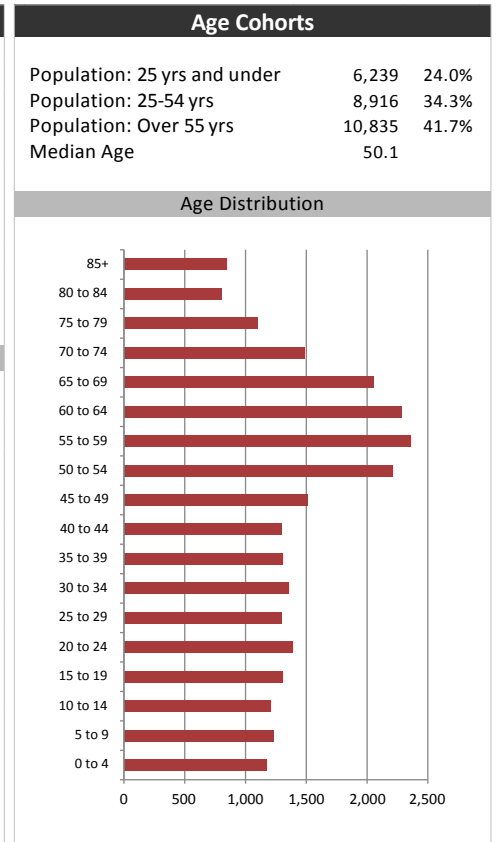
January 17, 2017

Market Information		
Average Household Spending / Yr		
Mortgage payments	\$	4,405
Cell Phone, Pager & Services	\$	733
Internet Access Services	\$	447
Home Renovations	\$	387
Retirement & pension fund payments	\$	2,131
Lotteries	\$	909
Health Insurance	\$	1,218
Household appliances	\$	787
Furnishings	\$	1,166
Computer hardware	\$	161
Auto/Truck Purchase	\$	4,428
Auto/Truck Rental or Lease	\$	336
Air Travel	\$	202

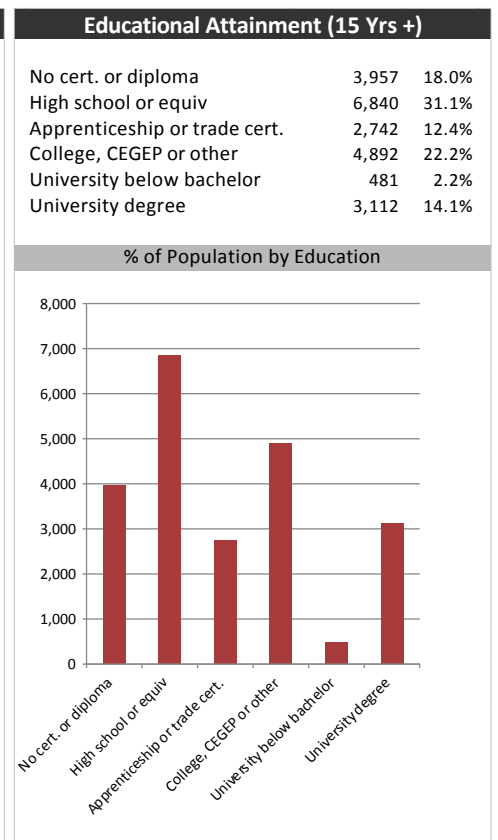
Age of Home Owners		
15 to 24 years	185	1.7%
25 to 34 years	1,206	10.8%
35 to 44 years	1,356	12.1%
45 to 54 years	2,066	18.5%
55 to 64 years	2,632	23.6%
65 to 74 years	2,221	19.9%
75 years or over	1,508	13.5%

Population & Household Summary	
Total Population	25,990
Population Growth 2011-2016	0.5%
Population Growth 2016-2021	1.5%
Total Households	11,175
Household Growth 2011-2016	0.8%
Household Growth 2016-2021	1.3%
% of Households with Children	33.5%
% of Households - Married w/ Kids	24.5%
% of Households - Single Parent	8.9%

% of Households by Household Size	
1	28.5%
2	40.0%
3	13.5%
4-5	16.5%
6+	1.5%



Visible Minorities & Language	
Population by Visible Minority	
Chinese	0.1%
South Asian	0.3%
Black	0.3%
Filipino	0.0%
Latin American	0.0%
Southeast Asian	0.2%
Arab	0.0%
West Asian	0.0%
Korean	0.0%
Japanese	0.0%
Visible minority, n.i.e.	0.0%
Multiple visible minorities	0.0%
Population by Mother Tongue	
Single Responses	99.4%
English	93.5%
French	3.0%
Non-Official languages	2.9%
Multiple responses	0.6%



Renfrew Mercury

Map

