

Ridgetown Independent News



Summary Report

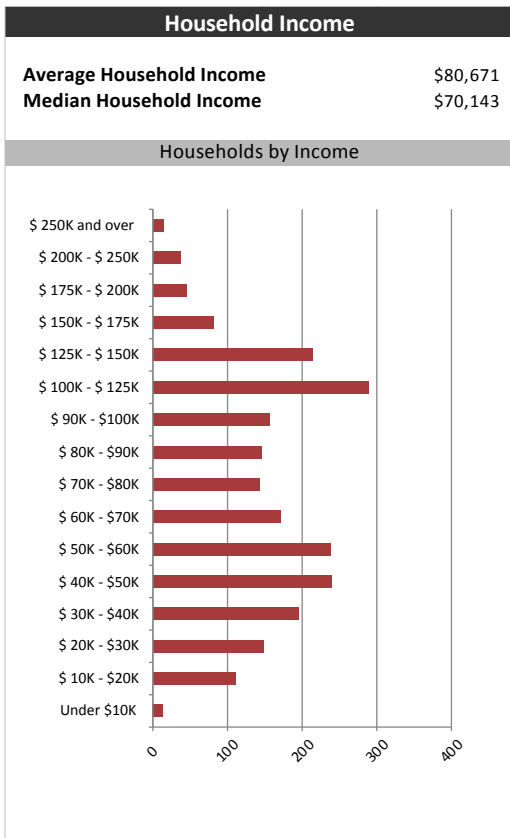
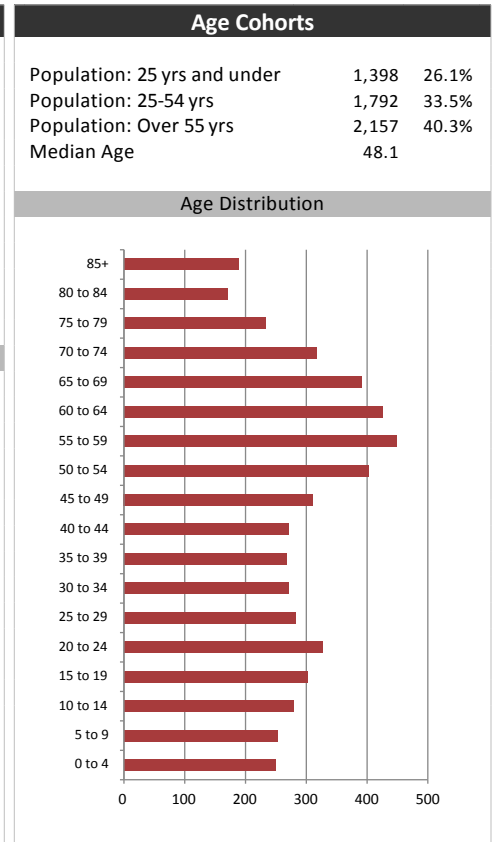
January 10, 2018

Market Information		
Average Household Spending / Yr		
Mortgage payments	\$	4,121
Cell Phone, Pager & Services	\$	1,013
Internet Access Services	\$	470
Home Renovations	\$	360
Retirement & pension fund payments	\$	1,203
Lotteries	\$	1,000
Health Insurance	\$	323
Household appliances	\$	594
Furnishings	\$	737
Computer hardware	\$	202
Auto/Truck Purchase	\$	5,209
Auto/Truck Rental or Lease	\$	69
Air Travel	\$	530

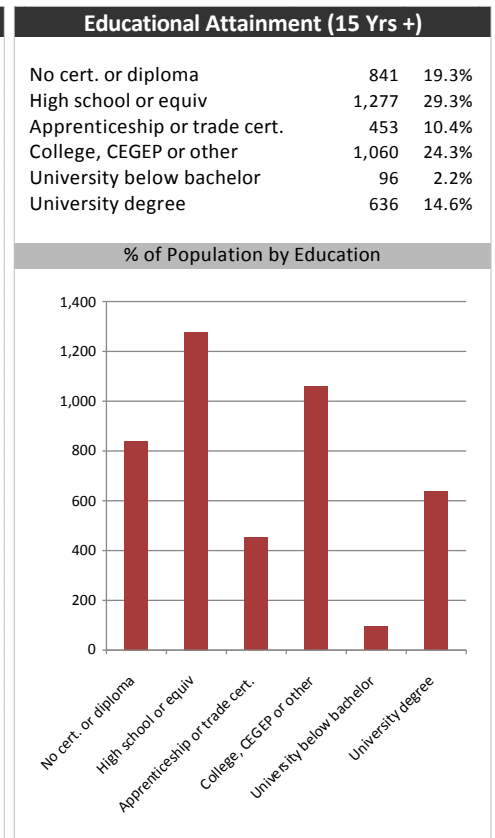
Age of Home Owners		
15 to 24 years	46	2.1%
25 to 34 years	152	6.9%
35 to 44 years	311	14.1%
45 to 54 years	418	18.9%
55 to 64 years	514	23.2%
65 to 74 years	484	21.9%
75 years or over	287	13.0%

Population & Household Summary	
Total Population	5,347
Population Growth 2012-2017	-2.3%
Population Growth 2017-2022	-0.8%
Total Households	2,212
Household Growth 2012-2017	-1.2%
Household Growth 2017-2022	0.0%
% of Households with Children	36.9%
% of Households - Married w/ Kids	28.3%
% of Households - Single Parent	8.6%

% of Households by Household Size	
1	27.5%
2	39.5%
3	13.5%
4-5	17.0%
6+	2.5%



Visible Minorities & Language	
Population by Visible Minority	
Chinese	0.3%
South Asian	0.1%
Black	1.5%
Filipino	0.1%
Latin American	0.1%
Southeast Asian	0.1%
Arab	0.0%
West Asian	0.0%
Korean	0.1%
Japanese	0.0%
Visible minority, n.i.e.	0.0%
Multiple visible minorities	0.1%
Population by Mother Tongue	
Single Responses	99.2%
English	91.2%
French	2.0%
Non-Official languages	6.0%
Multiple responses	0.8%



Ridgetown Independent News



Distribution Map

