

Scarborough Mirror



Summary Report

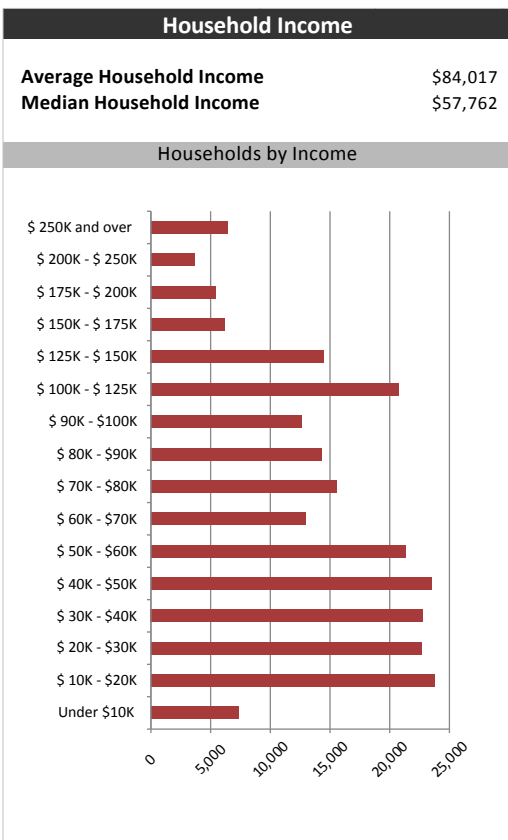
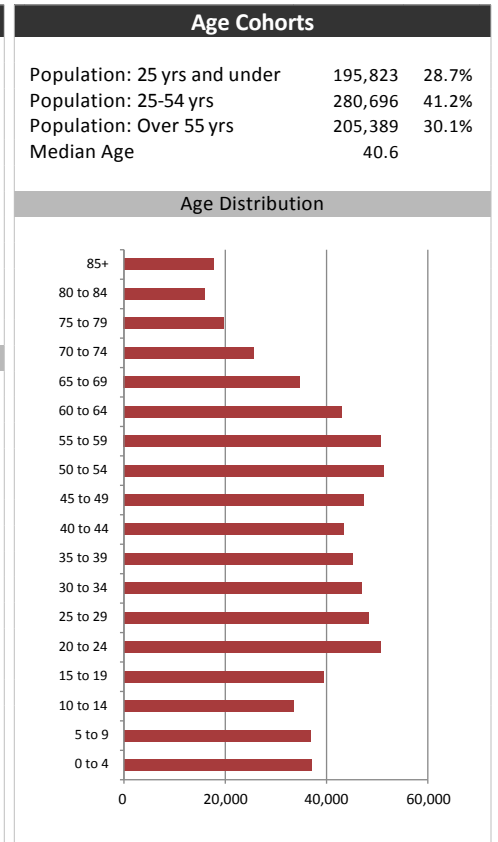
January 10, 2018

Market Information		
Average Household Spending / Yr		
Mortgage payments	\$	6,102
Cell Phone, Pager & Services	\$	1,172
Internet Access Services	\$	476
Home Renovations	\$	1,054
Retirement & pension fund payments	\$	1,296
Lotteries	\$	933
Health Insurance	\$	441
Household appliances	\$	438
Furnishings	\$	1,060
Computer hardware	\$	259
Auto/Truck Purchase	\$	4,306
Auto/Truck Rental or Lease	\$	148
Air Travel	\$	1,095

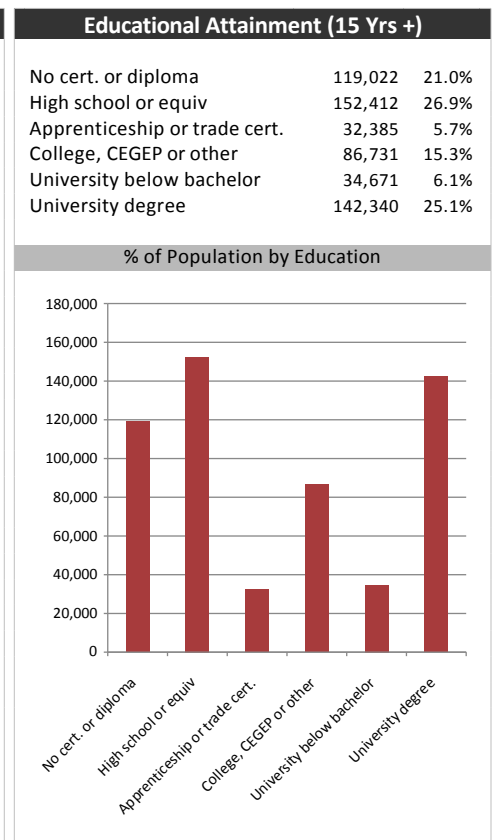
Age of Home Owners		
15 to 24 years	4,372	1.9%
25 to 34 years	27,877	12.0%
35 to 44 years	40,335	17.4%
45 to 54 years	51,330	22.1%
55 to 64 years	49,180	21.2%
65 to 74 years	31,805	13.7%
75 years or over	27,071	11.7%

Population & Household Summary	
Total Population	681,908
Population Growth 2012-2017	4.4%
Population Growth 2017-2022	4.3%
Total Households	231,971
Household Growth 2012-2017	4.5%
Household Growth 2017-2022	3.9%
% of Households with Children	54.1%
% of Households - Married w/ Kids	37.8%
% of Households - Single Parent	16.4%

% of Households by Household Size	
1	20.8%
2	26.8%
3	19.4%
4-5	26.8%
6+	6.4%



Visible Minorities & Language	
Population by Visible Minority	
Chinese	19.0%
South Asian	23.2%
Black	9.2%
Filipino	7.1%
Latin American	1.3%
Southeast Asian	1.3%
Arab	1.2%
West Asian	1.6%
Korean	0.4%
Japanese	0.3%
Visible minority, n.i.e.	2.0%
Multiple visible minorities	1.7%
Population by Mother Tongue	
Single Responses	96.3%
English	45.9%
French	0.9%
Non-Official languages	49.5%
Multiple responses	3.7%



Scarborough Mirror

Distribution Map

Map

