

# Sioux Lookout Bulletin



## Summary Report

January 10, 2018

Market Information		
Average Household Spending / Yr		
Mortgage payments	\$	2,452
Cell Phone, Pager & Services	\$	1,307
Internet Access Services	\$	428
Home Renovations	\$	1,173
Retirement & pension fund payments	\$	1,443
Lotteries	\$	660
Health Insurance	\$	475
Household appliances	\$	358
Furnishings	\$	864
Computer hardware	\$	154
Auto/Truck Purchase	\$	6,273
Auto/Truck Rental or Lease	\$	59
Air Travel	\$	419

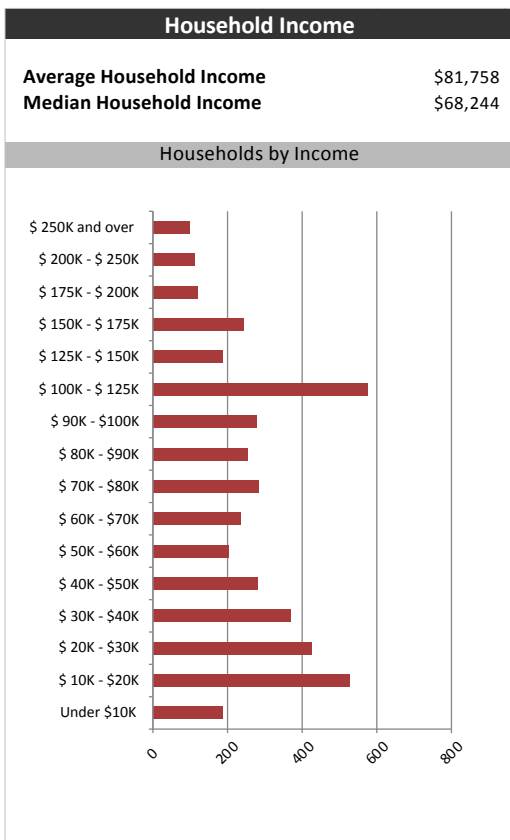
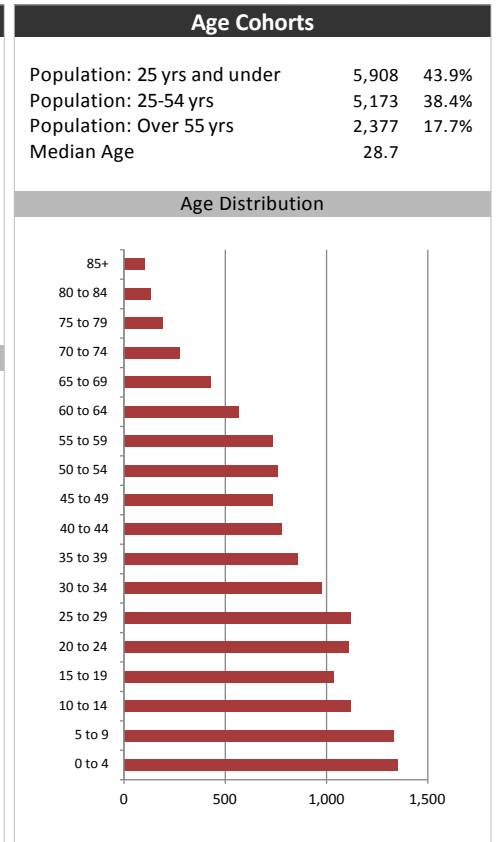
  

Age of Home Owners		
15 to 24 years	337	7.8%
25 to 34 years	1,080	25.0%
35 to 44 years	754	17.4%
45 to 54 years	700	16.2%
55 to 64 years	777	18.0%
65 to 74 years	440	10.2%
75 years or over	232	5.4%

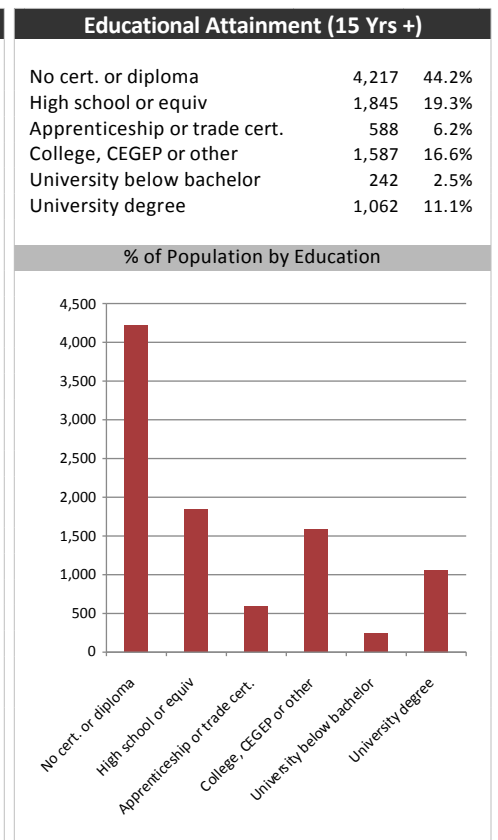
Population & Household Summary	
Total Population	13,458
Population Growth 2012-2017	2.1%
Population Growth 2017-2022	2.6%
Total Households	4,319
Household Growth 2012-2017	2.9%
Household Growth 2017-2022	3.2%
% of Households with Children	54.8%
% of Households - Married w/ Kids	36.3%
% of Households - Single Parent	18.4%

% of Households by Household Size	
1	20.5%
2	26.8%
3	17.8%
4-5	23.2%
6+	11.7%



Visible Minorities & Language	
<b>Population by Visible Minority</b>	
Chinese	0.2%
South Asian	0.0%
Black	0.1%
Filipino	0.8%
Latin American	0.0%
Southeast Asian	0.0%
Arab	0.1%
West Asian	0.0%
Korean	0.0%
Japanese	0.0%
Visible minority, n.i.e.	0.0%
Multiple visible minorities	0.0%
<b>Population by Mother Tongue</b>	
Single Responses	99.4%
English	74.3%
French	1.1%
Non-Official languages	23.9%
Multiple responses	0.6%



# Sioux Lookout Bulletin

Map

