

Smiths Falls Record News



Summary Report

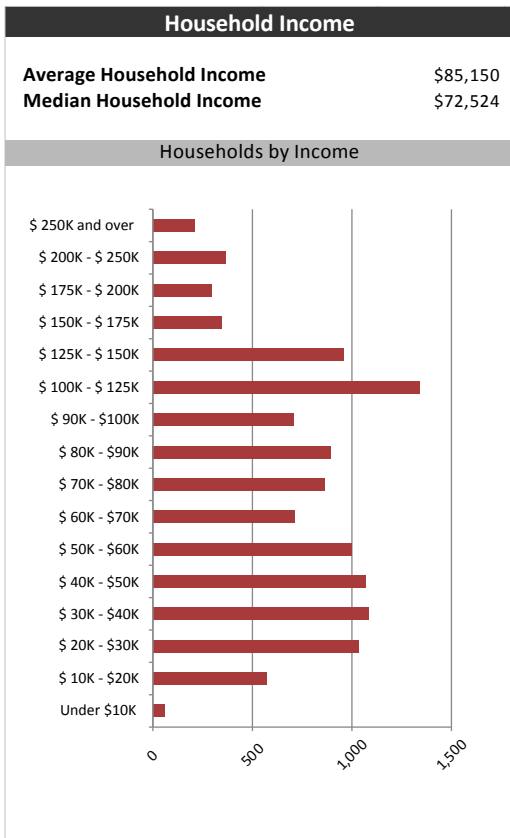
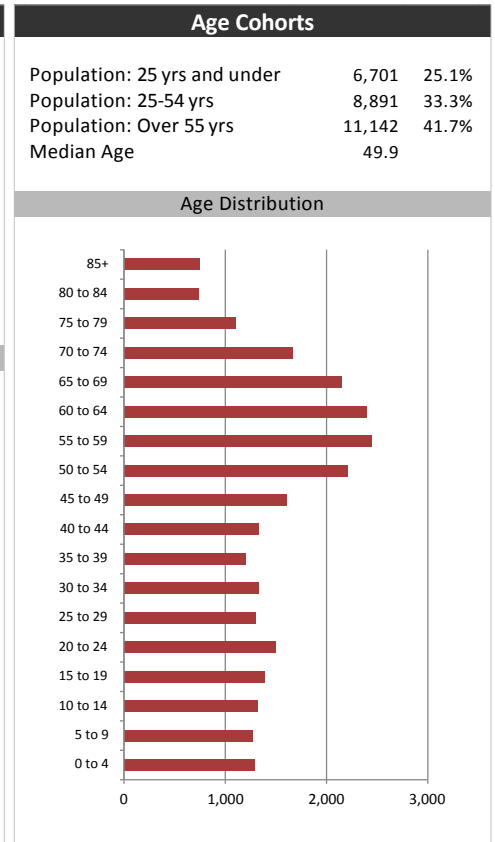
April 30, 2018

Market Information		
Average Household Spending / Yr		
Mortgage payments	\$	5,519
Cell Phone, Pager & Services	\$	1,053
Internet Access Services	\$	508
Home Renovations	\$	1,166
Retirement & pension fund payments	\$	1,482
Lotteries	\$	880
Health Insurance	\$	833
Household appliances	\$	659
Furnishings	\$	1,237
Computer hardware	\$	131
Auto/Truck Purchase	\$	7,379
Auto/Truck Rental or Lease	\$	66
Air Travel	\$	628

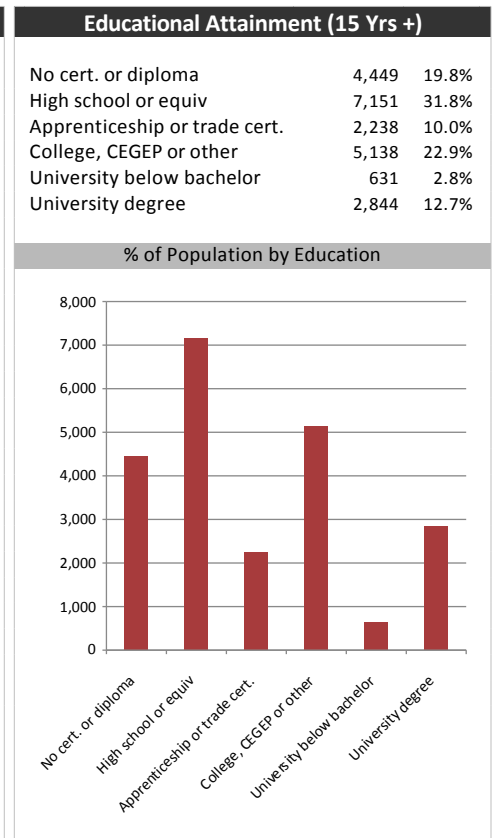
Age of Home Owners		
15 to 24 years	218	1.9%
25 to 34 years	1,272	11.2%
35 to 44 years	1,442	12.7%
45 to 54 years	2,021	17.8%
55 to 64 years	2,738	24.1%
65 to 74 years	2,198	19.3%
75 years or over	1,496	13.1%

Population & Household Summary	
Total Population	26,735
Population Growth 2012-2017	1.2%
Population Growth 2017-2022	2.4%
Total Households	11,384
Household Growth 2012-2017	3.5%
Household Growth 2017-2022	2.7%
% of Households with Children	36.8%
% of Households - Married w/ Kids	26.2%
% of Households - Single Parent	10.6%

% of Households by Household Size	
1	25.0%
2	40.0%
3	15.0%
4-5	17.0%
6+	2.0%



Visible Minorities & Language	
Population by Visible Minority	
Chinese	0.4%
South Asian	0.3%
Black	0.3%
Filipino	0.2%
Latin American	0.1%
Southeast Asian	0.5%
Arab	0.0%
West Asian	0.0%
Korean	0.1%
Japanese	0.0%
Visible minority, n.i.e.	0.0%
Multiple visible minorities	0.1%
Population by Mother Tongue	
Single Responses	99.5%
English	94.0%
French	3.0%
Non-Official languages	2.5%
Multiple responses	0.5%



Smiths Falls Record News



Distribution Map

