

Stittsville News



Summary Report

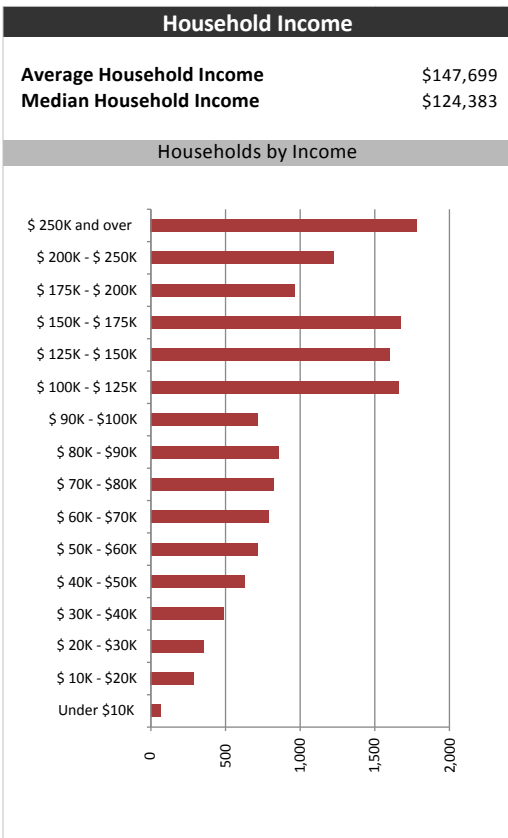
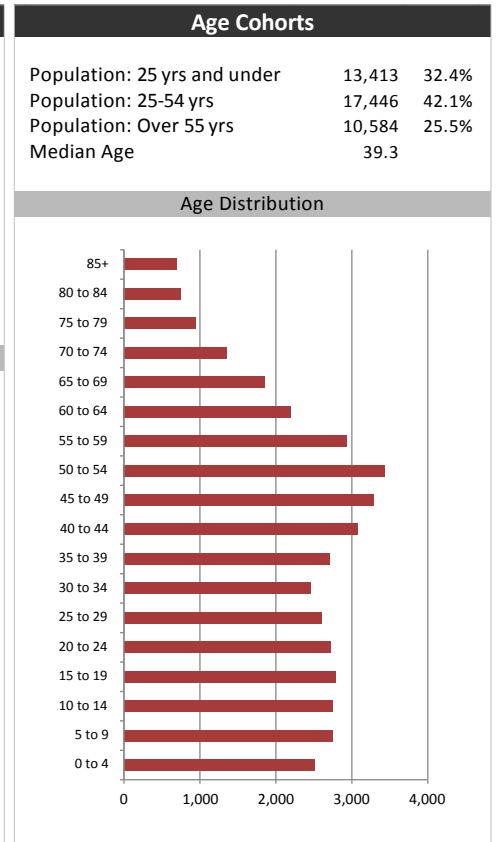
January 17, 2017

Market Information		
Average Household Spending / Yr		
Mortgage payments	\$	13,350
Cell Phone, Pager & Services	\$	1,340
Internet Access Services	\$	598
Home Renovations	\$	472
Retirement & pension fund payments	\$	4,018
Lotteries	\$	855
Health Insurance	\$	1,908
Household appliances	\$	1,001
Furnishings	\$	2,419
Computer hardware	\$	326
Auto/Truck Purchase	\$	8,980
Auto/Truck Rental or Lease	\$	893
Air Travel	\$	1,313

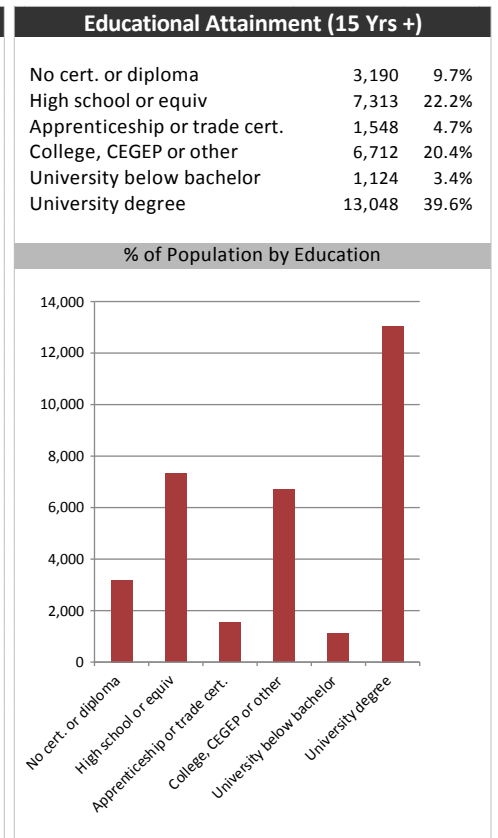
Age of Home Owners		
15 to 24 years	197	1.4%
25 to 34 years	2,007	13.9%
35 to 44 years	3,171	21.9%
45 to 54 years	3,441	23.8%
55 to 64 years	2,811	19.4%
65 to 74 years	1,794	12.4%
75 years or over	1,051	7.3%

Population & Household Summary	
Total Population	41,443
Population Growth 2011-2016	9.9%
Population Growth 2016-2021	7.7%
Total Households	14,472
Household Growth 2011-2016	11.2%
Household Growth 2016-2021	7.7%
% of Households with Children	52.7%
% of Households - Married w/ Kids	44.8%
% of Households - Single Parent	7.9%

% of Households by Household Size	
1	14.5%
2	33.0%
3	18.0%
4-5	32.5%
6+	2.5%



Visible Minorities & Language	
Population by Visible Minority	
Chinese	1.9%
South Asian	1.3%
Black	1.4%
Filipino	0.4%
Latin American	0.7%
Southeast Asian	1.1%
Arab	0.8%
West Asian	0.2%
Korean	0.2%
Japanese	0.2%
Visible minority, n.i.e.	0.1%
Multiple visible minorities	0.6%
Population by Mother Tongue	
Single Responses	98.5%
English	82.6%
French	6.6%
Non-Official languages	9.3%
Multiple responses	1.5%



Stittsville News



Distribution Map

