

Stoney Creek News



Summary Report

January 10, 2018

Market Information

Average Household Spending / Yr		
Mortgage payments	\$	6,159
Cell Phone, Pager & Services	\$	1,077
Internet Access Services	\$	477
Home Renovations	\$	732
Retirement & pension fund payments	\$	1,779
Lotteries	\$	1,252
Health Insurance	\$	394
Household appliances	\$	591
Furnishings	\$	1,222
Computer hardware	\$	129
Auto/Truck Purchase	\$	5,969
Auto/Truck Rental or Lease	\$	114
Air Travel	\$	809

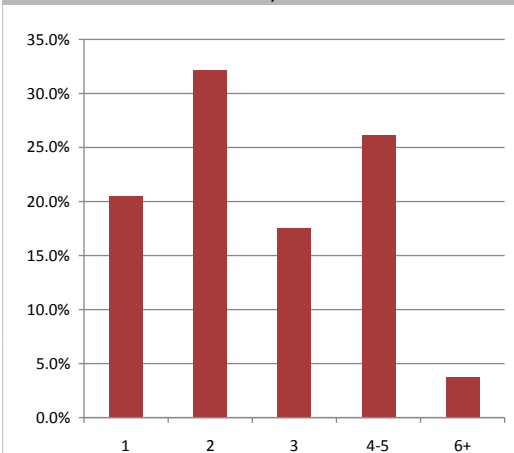
Age of Home Owners

15 to 24 years	511	1.5%
25 to 34 years	4,387	13.0%
35 to 44 years	5,877	17.4%
45 to 54 years	6,607	19.6%
55 to 64 years	6,775	20.1%
65 to 74 years	5,020	14.9%
75 years or over	4,582	13.6%

Population & Household Summary

Total Population	92,365
Population Growth 2012-2017	7.0%
Population Growth 2017-2022	6.5%
Total Households	33,759
Household Growth 2012-2017	7.1%
Household Growth 2017-2022	6.8%
% of Households with Children	48.6%
% of Households - Married w/ Kids	37.5%
% of Households - Single Parent	11.0%

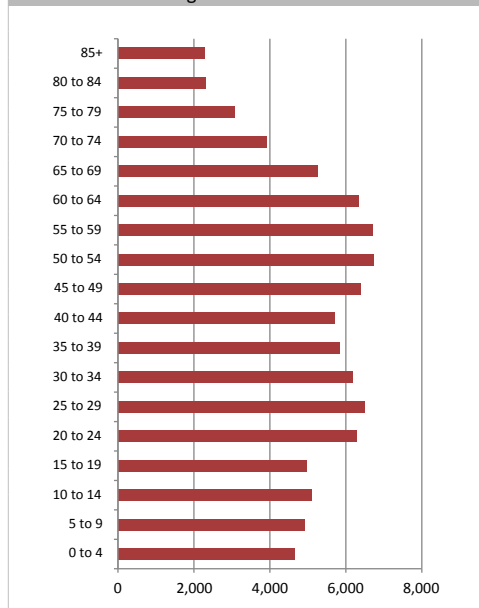
% of Households by Household Size



Age Cohorts

Population: 25 yrs and under	25,714	27.8%
Population: 25-54 yrs	37,080	40.1%
Population: Over 55 yrs	29,571	32.0%
Median Age	41.9	

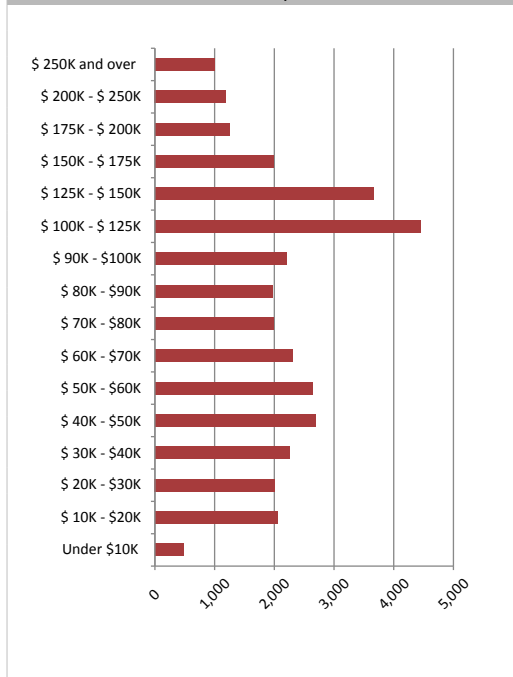
Age Distribution



Household Income

Average Household Income	\$98,661
Median Household Income	\$83,267

Households by Income



Visible Minorities & Language

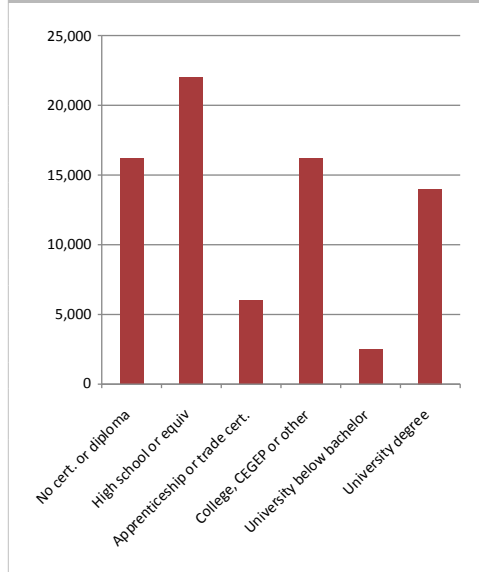
Population by Visible Minority	
Chinese	0.8%
South Asian	7.6%
Black	1.4%
Filipino	0.6%
Latin American	1.2%
Southeast Asian	1.3%
Arab	1.0%
West Asian	0.5%
Korean	0.1%
Japanese	0.2%
Visible minority, n.i.e.	0.3%
Multiple visible minorities	0.3%

Population by Mother Tongue	
Single Responses	97.8%
English	64.8%
French	1.2%
Non-Official languages	31.8%
Multiple responses	2.2%

Educational Attainment (15 Yrs +)

No cert. or diploma	16,190	21.1%
High school or equiv	21,999	28.6%
Apprenticeship or trade cert.	6,018	7.8%
College, CEGEP or other	16,174	21.0%
University below bachelor	2,481	3.2%
University degree	13,989	18.2%

% of Population by Education



Stoney Creek News

Map

