

Stouffville Sun-Tribune



Summary Report

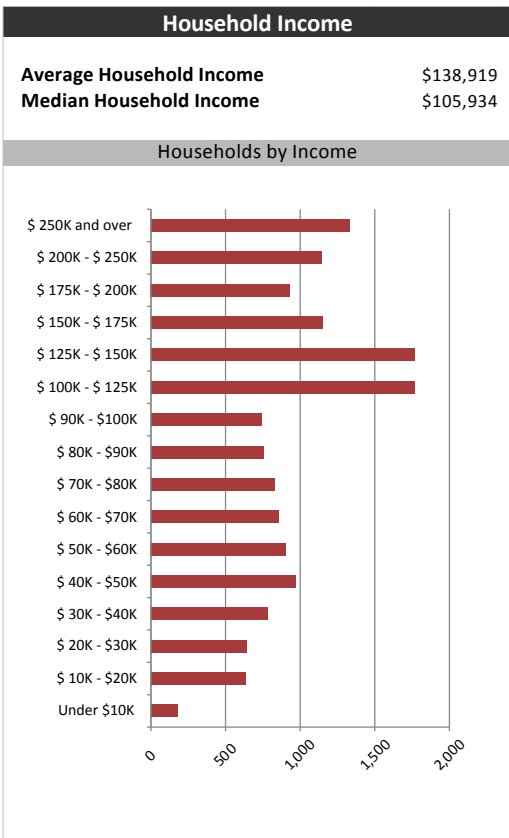
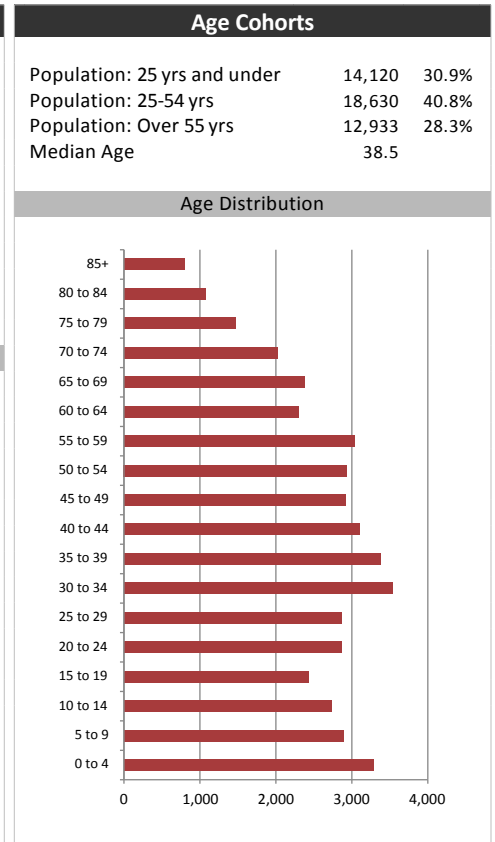
January 10, 2018

Market Information		
Average Household Spending / Yr		
Mortgage payments	\$	11,734
Cell Phone, Pager & Services	\$	1,579
Internet Access Services	\$	624
Home Renovations	\$	3,830
Retirement & pension fund payments	\$	2,172
Lotteries	\$	1,132
Health Insurance	\$	694
Household appliances	\$	696
Furnishings	\$	2,227
Computer hardware	\$	372
Auto/Truck Purchase	\$	9,114
Auto/Truck Rental or Lease	\$	293
Air Travel	\$	1,574

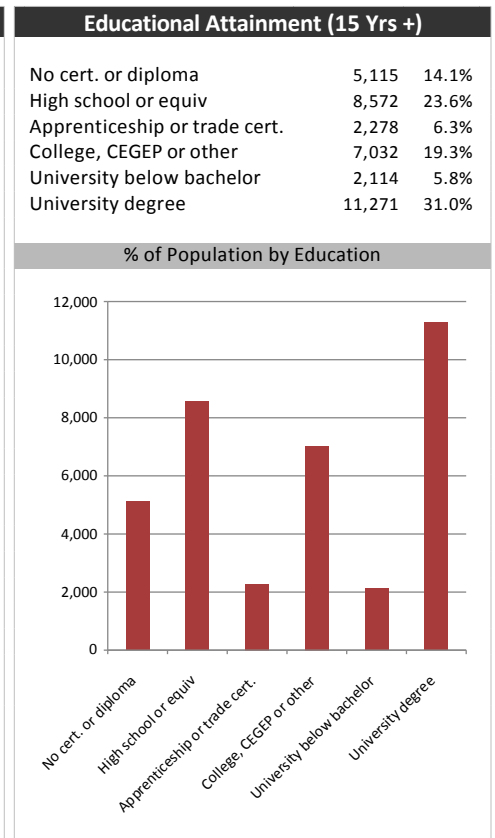
Age of Home Owners		
15 to 24 years	228	1.5%
25 to 34 years	2,217	14.6%
35 to 44 years	3,220	21.1%
45 to 54 years	3,041	20.0%
55 to 64 years	2,614	17.2%
65 to 74 years	2,178	14.3%
75 years or over	1,737	11.4%

Population & Household Summary	
Total Population	45,683
Population Growth 2012-2017	13.9%
Population Growth 2017-2022	11.9%
Total Households	15,235
Household Growth 2012-2017	9.8%
Household Growth 2017-2022	9.7%
% of Households with Children	51.8%
% of Households - Married w/ Kids	43.5%
% of Households - Single Parent	8.3%

% of Households by Household Size	
1	15.5%
2	33.5%
3	18.0%
4-5	28.5%
6+	4.0%



Visible Minorities & Language	
Population by Visible Minority	
Chinese	8.5%
South Asian	8.1%
Black	2.2%
Filipino	2.1%
Latin American	0.8%
Southeast Asian	0.6%
Arab	0.6%
West Asian	0.7%
Korean	0.3%
Japanese	0.2%
Visible minority, n.i.e.	0.7%
Multiple visible minorities	1.0%
Population by Mother Tongue	
Single Responses	97.7%
English	71.5%
French	1.0%
Non-Official languages	25.2%
Multiple responses	2.3%



Stouffville Sun-Tribune



Distribution Map

