

Stratford Gazette



Summary Report

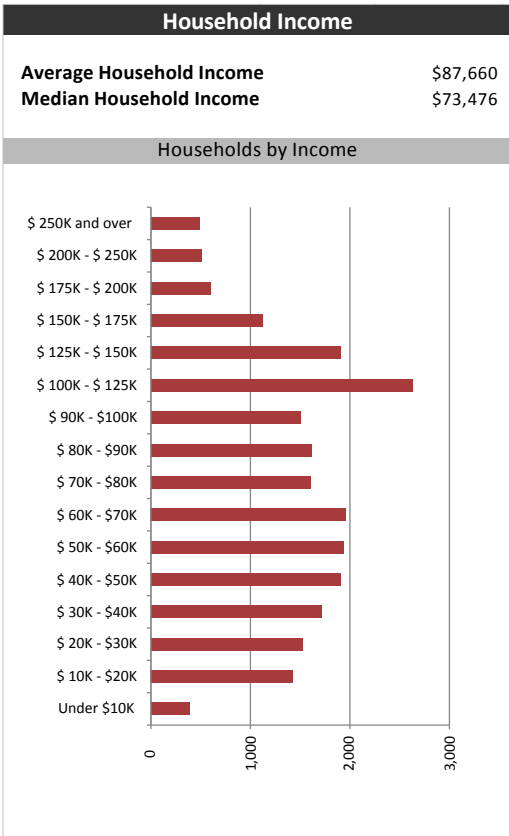
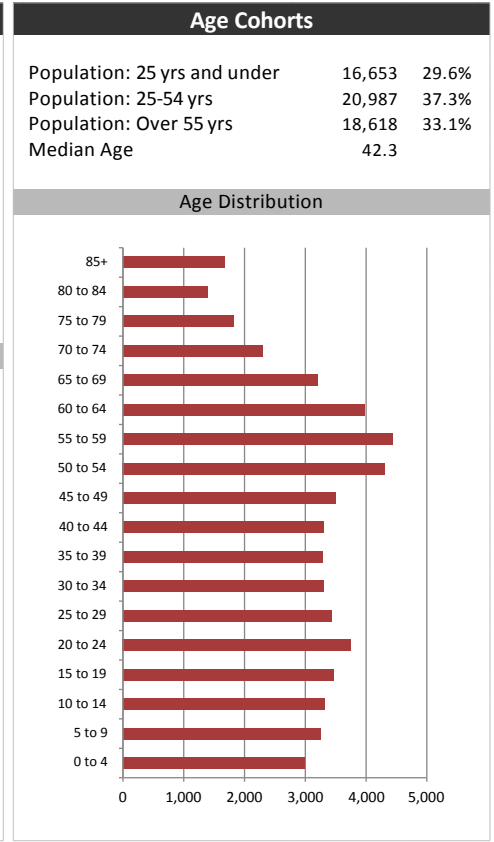
January 17, 2017

Market Information		
Average Household Spending / Yr		
Mortgage payments	\$	4,642
Cell Phone, Pager & Services	\$	802
Internet Access Services	\$	414
Home Renovations	\$	282
Retirement & pension fund payments	\$	1,318
Lotteries	\$	575
Health Insurance	\$	791
Household appliances	\$	487
Furnishings	\$	1,193
Computer hardware	\$	215
Auto/Truck Purchase	\$	4,611
Auto/Truck Rental or Lease	\$	607
Air Travel	\$	222

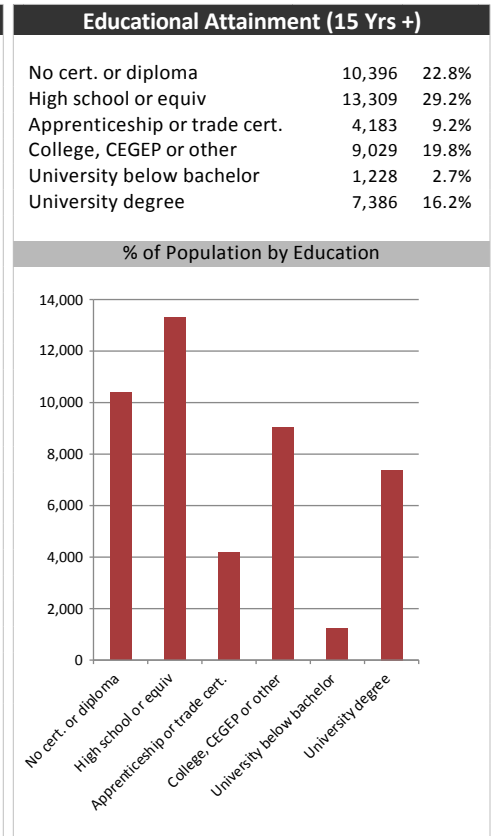
Age of Home Owners		
15 to 24 years	669	3.0%
25 to 34 years	3,368	14.9%
35 to 44 years	3,549	15.7%
45 to 54 years	4,404	19.5%
55 to 64 years	4,727	20.9%
65 to 74 years	3,291	14.6%
75 years or over	2,594	11.5%

Population & Household Summary	
Total Population	56,257
Population Growth 2011-2016	3.3%
Population Growth 2016-2021	3.5%
Total Households	22,602
Household Growth 2011-2016	4.0%
Household Growth 2016-2021	3.9%
% of Households with Children	39.6%
% of Households - Married w/ Kids	30.5%
% of Households - Single Parent	9.0%

% of Households by Household Size	
1	28.5%
2	35.0%
3	14.0%
4-5	19.5%
6+	3.5%



Visible Minorities & Language	
Population by Visible Minority	
Chinese	0.6%
South Asian	0.6%
Black	0.4%
Filipino	0.3%
Latin American	0.2%
Southeast Asian	0.3%
Arab	0.2%
West Asian	0.1%
Korean	0.1%
Japanese	0.1%
Visible minority, n.i.e.	0.1%
Multiple visible minorities	0.0%
Population by Mother Tongue	
Single Responses	99.4%
English	90.2%
French	0.6%
Non-Official languages	8.7%
Multiple responses	0.6%



Stratford Gazette



Distribution Map

Map

