

Strathroy Middlesex Age Dispatch



Summary Report

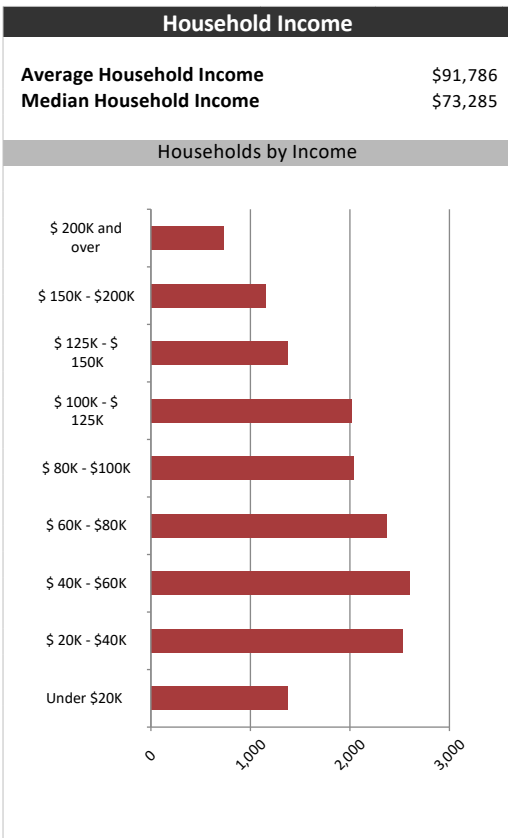
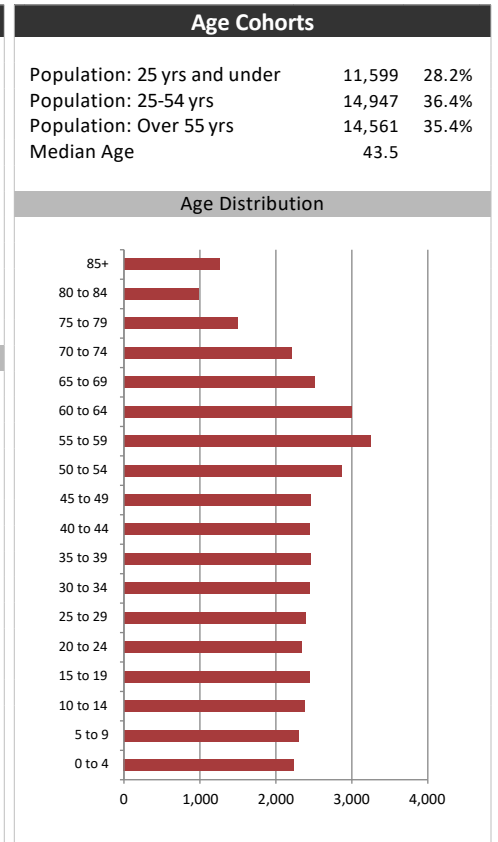
February 7, 2019

Market Information		
Average Household Spending / Yr		
Mortgage payments	\$	5,595
Cell Phone, Pager & Services	\$	1,175
Internet Access Services	\$	508
Home Renovations	\$	463
Retirement & pension fund payments	\$	1,468
Lotteries	\$	581
Health Insurance	\$	610
Household appliances	\$	751
Furnishings	\$	1,173
Computer hardware	\$	246
Auto/Truck Purchase	\$	8,112
Auto/Truck Rental or Lease	\$	195
Air Travel	\$	659

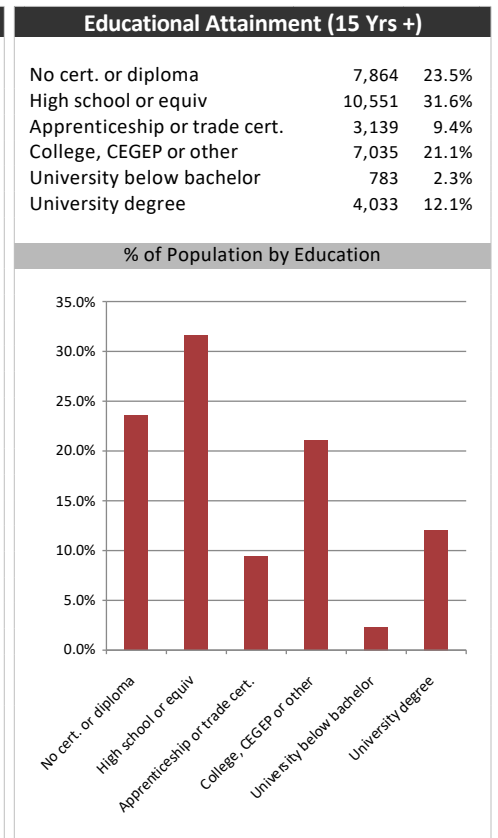
Age of Home Owners		
15 to 24 years	301	1.9%
25 to 34 years	2,101	13.1%
35 to 44 years	2,463	15.4%
45 to 54 years	2,841	17.7%
55 to 64 years	3,479	21.7%
65 to 74 years	2,770	17.3%
75 years or over	2,085	13.0%

Population & Household Summary	
Total Population	41,106
Population Growth 2013-2018	0.6%
Population Growth 2018-2023	2.2%
Total Households	16,040
Household Growth 2013-2018	3.4%
Household Growth 2018-2023	2.4%
% of Households with Children	42.3%
% of Households - Married w/ Kids	32.5%
% of Households - Single Parent	9.8%

% of Households by Household Size	
1 person	23.5%
2 persons	37.5%
3 persons	14.5%
4 persons	15.0%
5 or more persons	9.0%



Visible Minorities & Language	
Population by Visible Minority	
Chinese	0.2%
South Asian	0.2%
Black	0.2%
Filipino	0.2%
Latin American	0.2%
Southeast Asian	0.0%
Arab	0.0%
West Asian	0.0%
Korean	0.4%
Japanese	0.1%
Visible minority, n.i.e.	0.1%
Multiple visible minorities	0.0%
Population by Mother Tongue	
Single Responses	99.3%
English	89.3%
French	0.9%
Non-Official languages	9.2%
Multiple responses	0.7%



Strathroy Middlesex Age Dispatch



Distribution Map

Map

