

Sturgeon Falls, West Nipissing Tribune



Summary Report

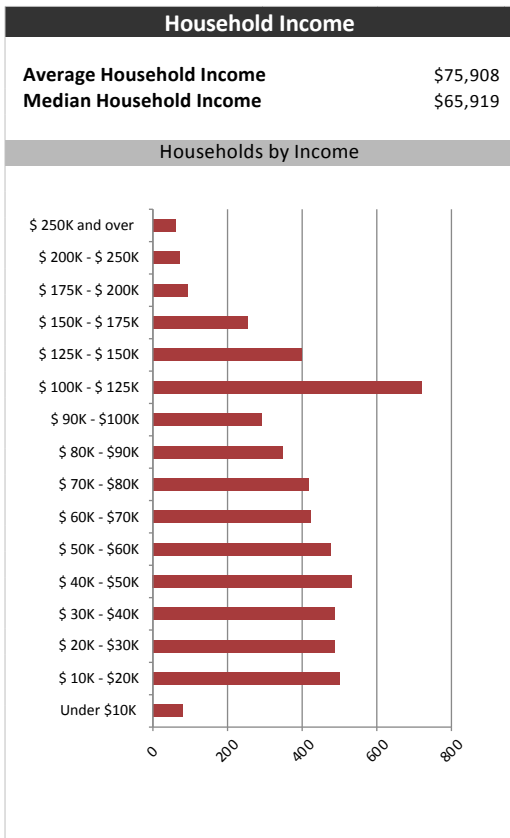
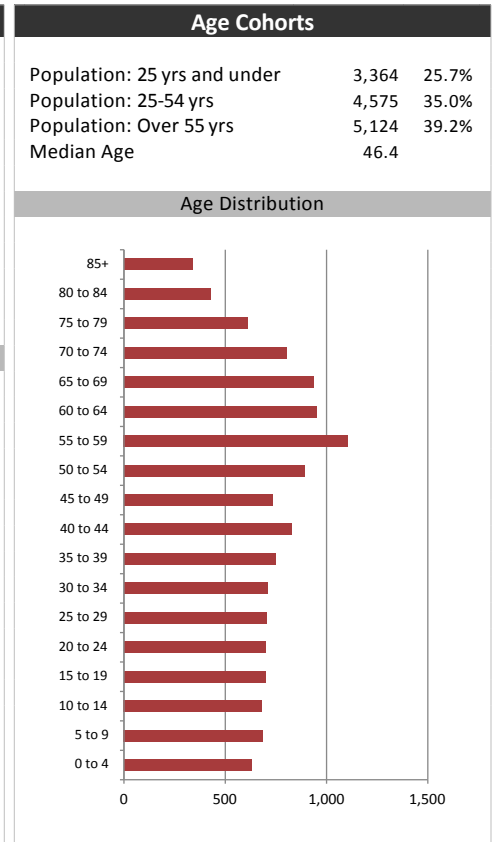
January 10, 2018

Market Information		
Average Household Spending / Yr		
Mortgage payments	\$	2,929
Cell Phone, Pager & Services	\$	728
Internet Access Services	\$	370
Home Renovations	\$	819
Retirement & pension fund payments	\$	1,531
Lotteries	\$	1,206
Health Insurance	\$	293
Household appliances	\$	585
Furnishings	\$	890
Computer hardware	\$	116
Auto/Truck Purchase	\$	5,664
Auto/Truck Rental or Lease	\$	42
Air Travel	\$	193

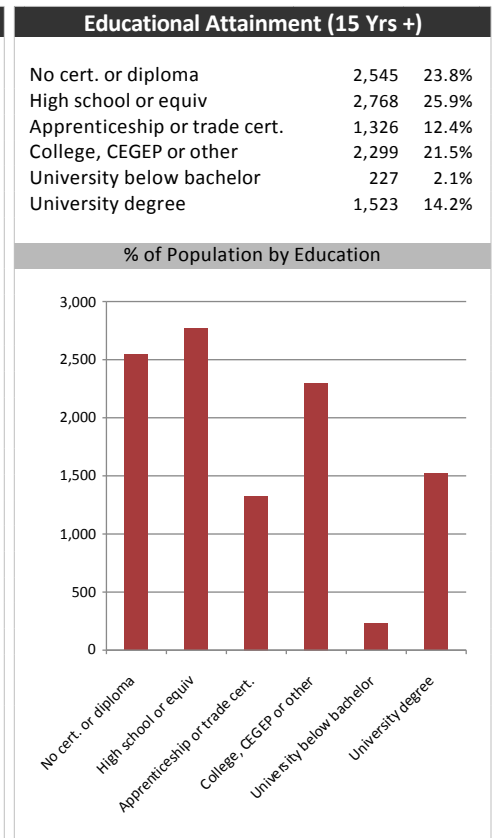
Age of Home Owners		
15 to 24 years	116	2.1%
25 to 34 years	740	13.3%
35 to 44 years	788	14.1%
45 to 54 years	823	14.7%
55 to 64 years	1,135	20.3%
65 to 74 years	1,082	19.4%
75 years or over	896	16.1%

Population & Household Summary	
Total Population	13,063
Population Growth 2012-2017	2.2%
Population Growth 2017-2022	2.7%
Total Households	5,580
Household Growth 2012-2017	3.1%
Household Growth 2017-2022	2.3%
% of Households with Children	36.9%
% of Households - Married w/ Kids	26.0%
% of Households - Single Parent	10.8%

% of Households by Household Size	
1	27.5%
2	40.5%
3	14.0%
4-5	16.0%
6+	2.5%



Visible Minorities & Language	
Population by Visible Minority	
Chinese	0.1%
South Asian	0.0%
Black	0.5%
Filipino	0.0%
Latin American	0.1%
Southeast Asian	0.0%
Arab	0.0%
West Asian	0.0%
Korean	0.0%
Japanese	0.0%
Visible minority, n.i.e.	0.0%
Multiple visible minorities	0.0%
Population by Mother Tongue	
Single Responses	98.0%
English	32.2%
French	64.9%
Non-Official languages	0.9%
Multiple responses	2.0%



Sturgeon Falls, West Nipissing Tribune

Map

