

Tavistock Gazette



Summary Report

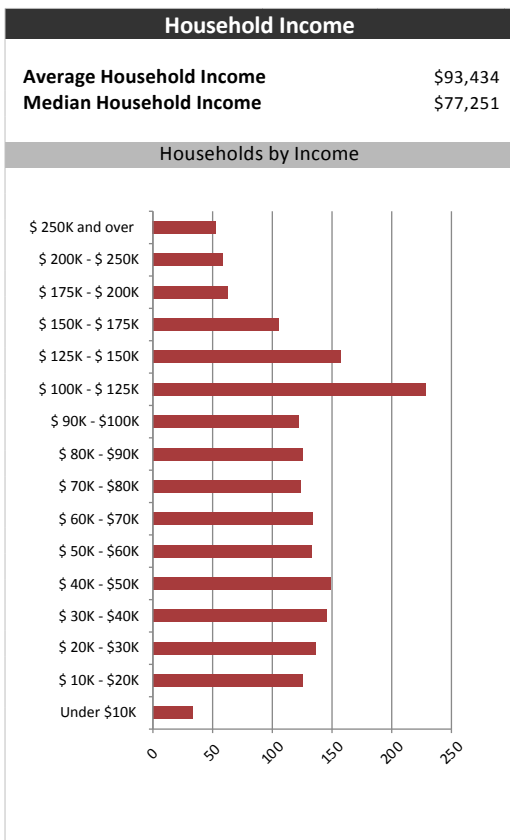
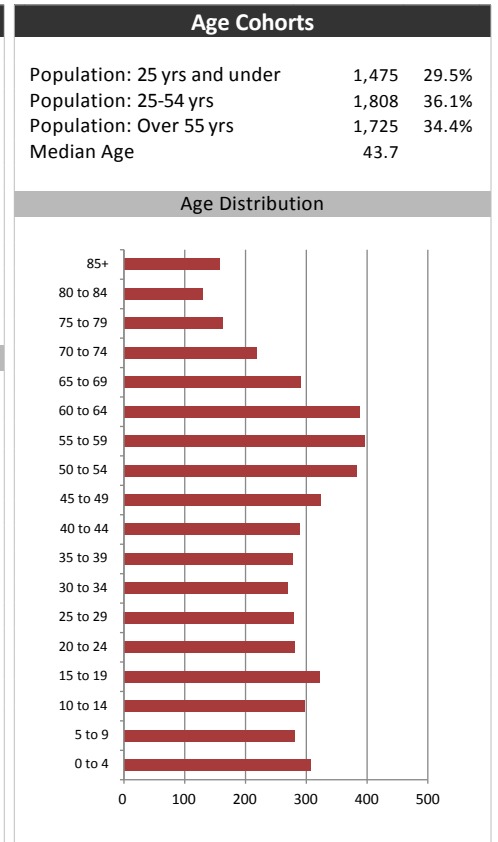
January 10, 2018

Market Information		
Average Household Spending / Yr		
Mortgage payments	\$	5,303
Cell Phone, Pager & Services	\$	1,106
Internet Access Services	\$	491
Home Renovations	\$	704
Retirement & pension fund payments	\$	1,246
Lotteries	\$	545
Health Insurance	\$	632
Household appliances	\$	768
Furnishings	\$	1,165
Computer hardware	\$	285
Auto/Truck Purchase	\$	7,675
Auto/Truck Rental or Lease	\$	124
Air Travel	\$	381

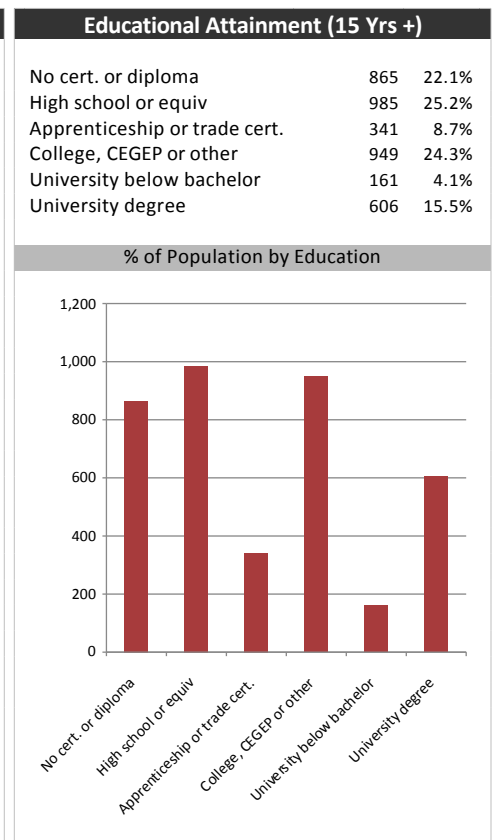
Age of Home Owners		
15 to 24 years	31	1.7%
25 to 34 years	284	15.2%
35 to 44 years	328	17.5%
45 to 54 years	319	17.0%
55 to 64 years	385	20.6%
65 to 74 years	300	16.0%
75 years or over	225	12.0%

Population & Household Summary	
Total Population	5,008
Population Growth 2012-2017	-1.9%
Population Growth 2017-2022	0.6%
Total Households	1,873
Household Growth 2012-2017	0.9%
Household Growth 2017-2022	1.0%
% of Households with Children	42.2%
% of Households - Married w/ Kids	36.2%
% of Households - Single Parent	6.0%

% of Households by Household Size	
1	23.0%
2	35.5%
3	15.0%
4-5	23.5%
6+	3.0%



Visible Minorities & Language	
Population by Visible Minority	
Chinese	0.4%
South Asian	0.4%
Black	0.6%
Filipino	0.1%
Latin American	0.0%
Southeast Asian	0.3%
Arab	0.0%
West Asian	0.0%
Korean	0.0%
Japanese	0.4%
Visible minority, n.i.e.	0.1%
Multiple visible minorities	0.0%
Population by Mother Tongue	
Single Responses	99.2%
English	92.7%
French	0.6%
Non-Official languages	5.9%
Multiple responses	0.8%



Tavistock Gazette



Distribution Map

