

Terrace Bay-Schreiber News



Summary Report

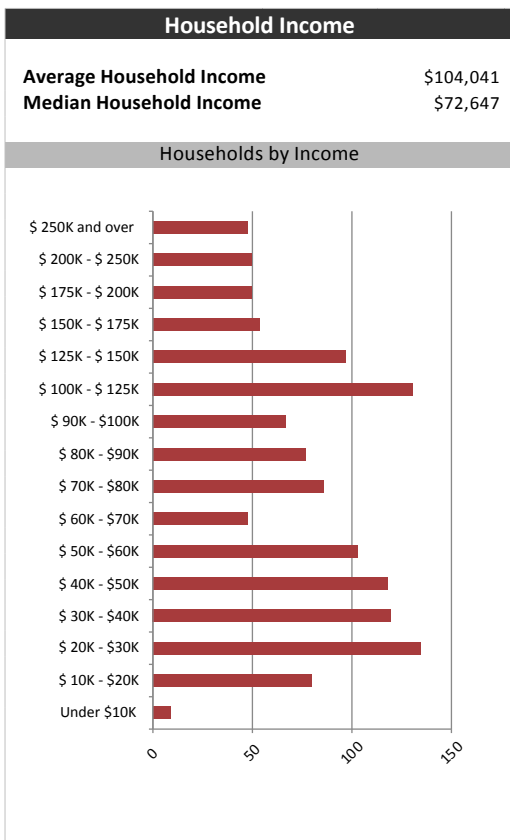
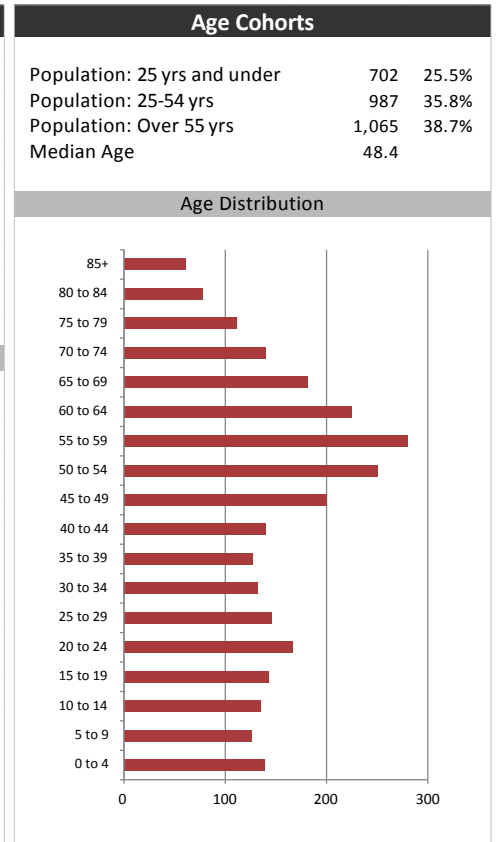
January 10, 2018

| Market Information | | |
|------------------------------------|----|-------|
| Average Household Spending / Yr | | |
| Mortgage payments | \$ | 3,863 |
| Cell Phone, Pager & Services | \$ | 1,003 |
| Internet Access Services | \$ | 472 |
| Home Renovations | \$ | 1,029 |
| Retirement & pension fund payments | \$ | 2,443 |
| Lotteries | \$ | 1,023 |
| Health Insurance | \$ | 547 |
| Household appliances | \$ | 492 |
| Furnishings | \$ | 1,060 |
| Computer hardware | \$ | 152 |
| Auto/Truck Purchase | \$ | 7,812 |
| Auto/Truck Rental or Lease | \$ | 49 |
| Air Travel | \$ | 504 |

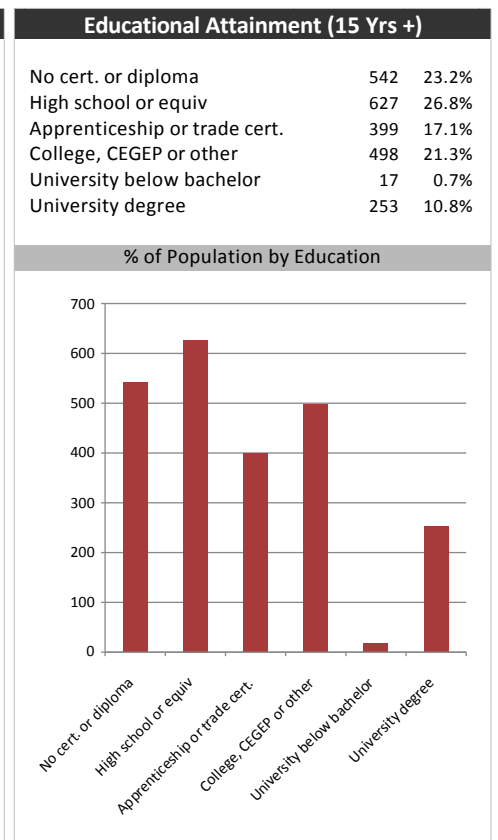
| Age of Home Owners | | |
|--------------------|-----|-------|
| 15 to 24 years | 31 | 2.5% |
| 25 to 34 years | 176 | 14.0% |
| 35 to 44 years | 119 | 9.5% |
| 45 to 54 years | 300 | 23.9% |
| 55 to 64 years | 312 | 24.8% |
| 65 to 74 years | 139 | 11.1% |
| 75 years or over | 180 | 14.3% |

| Population & Household Summary | |
|-----------------------------------|-------|
| Total Population | 2,754 |
| Population Growth 2012-2017 | 2.9% |
| Population Growth 2017-2022 | 2.4% |
| Total Households | 1,257 |
| Household Growth 2012-2017 | 3.2% |
| Household Growth 2017-2022 | 1.4% |
| % of Households with Children | 32.1% |
| % of Households - Married w/ Kids | 23.2% |
| % of Households - Single Parent | 9.0% |

| % of Households by Household Size | |
|-----------------------------------|-------|
| 1 | 33.0% |
| 2 | 38.0% |
| 3 | 13.0% |
| 4-5 | 14.0% |
| 6+ | 2.0% |



| Visible Minorities & Language | |
|---------------------------------------|-------|
| Population by Visible Minority | |
| Chinese | 0.4% |
| South Asian | 0.0% |
| Black | 0.5% |
| Filipino | 0.0% |
| Latin American | 0.2% |
| Southeast Asian | 0.0% |
| Arab | 0.0% |
| West Asian | 0.0% |
| Korean | 0.0% |
| Japanese | 0.0% |
| Visible minority, n.i.e. | 0.2% |
| Multiple visible minorities | 0.2% |
| Population by Mother Tongue | |
| Single Responses | 99.0% |
| English | 86.7% |
| French | 6.0% |
| Non-Official languages | 6.3% |
| Multiple responses | 1.0% |



Terrace Bay-Schreiber News



Distribution Map

Map

